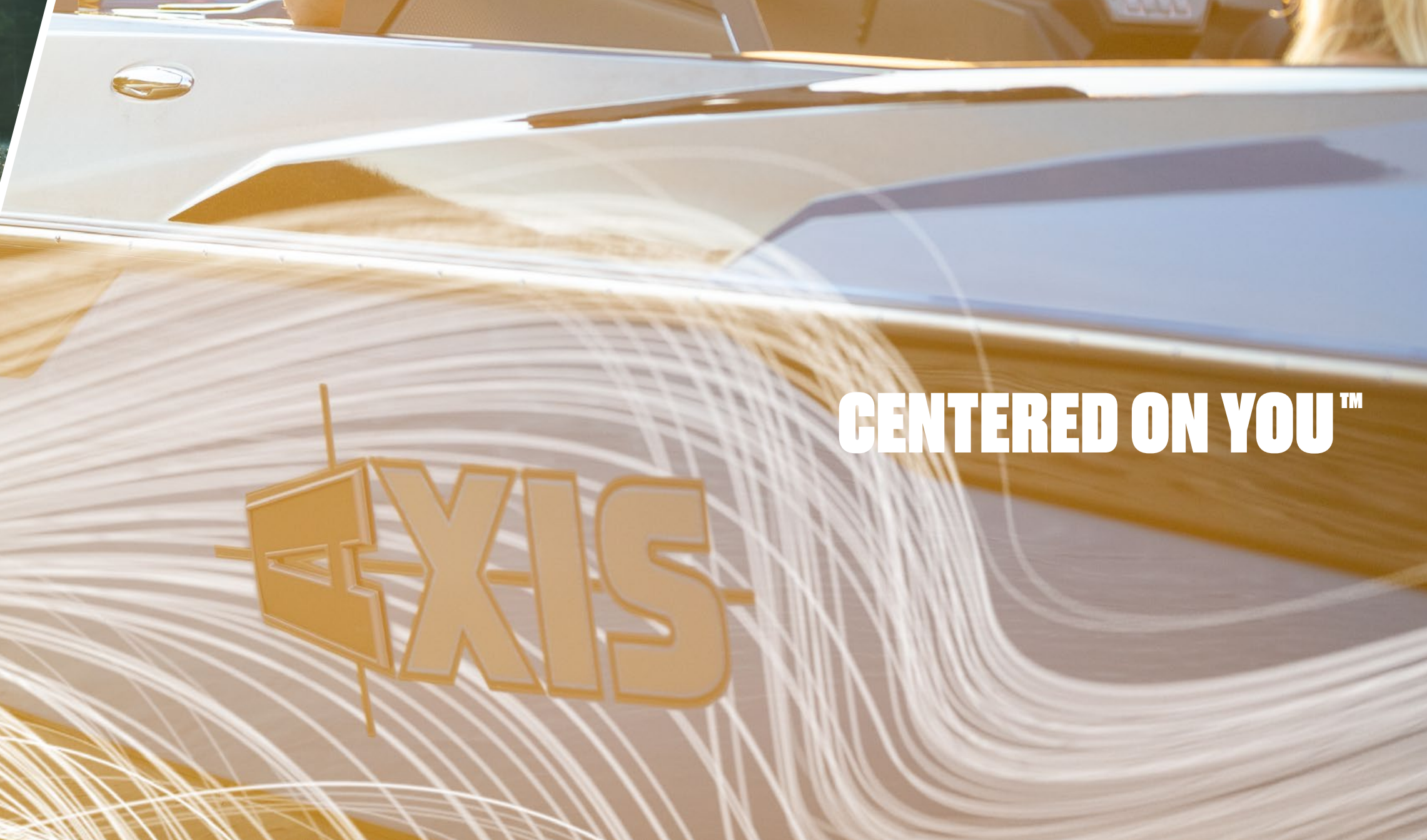




2021  
**PRODUCT GUIDE**





**CENTERED ON YOU™**



YOUR PERFECT SUMMER AWAITS

# FASTEST-GROWING TOWBOAT BRAND

Axis is proudly built in the USA and Australia by passionate craftsmen on the same production lines as the best-selling towboat brand in the world: Malibu Boats. This legendary DNA means Axis benefits from the best of Malibu's patented wake-making innovations like Surf Gate™, Surf Band™, Power Wedge™ III, Monsoon Engines™ and the Wake Plus Hulls™ to make perfectly clean, customizable wakes and waves in any conditions. With five individual models ranging from 20 to 24 feet, there's an Axis model for everyone regardless if this is your first boat or fifteenth.

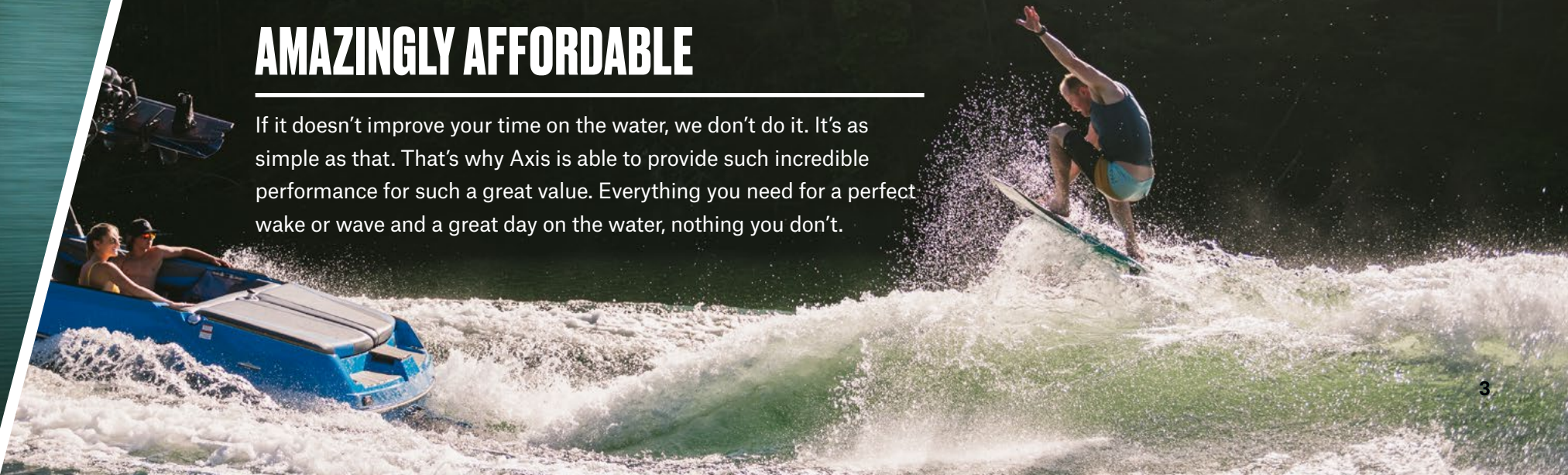


## WHY MORE PEOPLE ARE CHOOSING AXIS

For over a decade, Axis Wake Research has been bringing a new level of remarkable affordability, pro-level performance and time-tested quality to the watersports world. It's this on-water reputation that has made Axis the fourth-largest inboard boat brand in record time.

## AMAZINGLY AFFORDABLE

If it doesn't improve your time on the water, we don't do it. It's as simple as that. That's why Axis is able to provide such incredible performance for such a great value. Everything you need for a perfect wake or wave and a great day on the water, nothing you don't.






PERFORMANCE SURF PACKAGE™ - AXIS "P.S.P."

# THE PERFECT WAVE

Malibu's patented innovations form the foundation of the Performance Surf Package, Axis's combination of wake-enhancing features that create the best, most customizable surf wave and wakeboard wakes in the world. Create your wave with Surf Gate, beef it up and make it your own with Power Wedge III, then control it all with Surf Band while you ride. If it sounds simple—it is!

## SURF GATE

Just press a button and a perfectly formed wave will appear ready for you to shred it. Other companies claim it's that simple and consistent, but only Surf Gate truly delivers.



## AUTO-SET & POWER WEDGE III

Malibu's patented reverse hydrofoil is most famous for creating 1,500 pounds of additional ballast for amazing wakes and waves, but it also works in reverse to automatically save gas with faster plane times.

## SURF BAND

Let the driver focus on his job while the rider controls the Power Wedge position, speed, Surf Gate, and tower speaker volume all while surfing.





THE MOST ADVANCED INBOARD ENGINES ON THE PLANET

# MALIBU MONSOON ENGINES

Proudly made in our cutting-edge production facility, the direct-injection line of Malibu Monsoon engines offer better fuel economy, lower emissions, and better reliability thanks to their custom design for towboats. A unique manifold and front-end assembly drive designs allow these engines to deliver peak torque at optimal watersports RPMs for superior performance. Additionally, these are the quietest operating engines in the industry so your stereo never sounded better.



All engines are backed by a full factory warranty for 5 years or 500 hours.

## MALIBU MONSOON LT4™

6.2L DIRECT INJECTED  
TORQUE - 606 FT-LBS @ 3800 rpm  
POWER - 607 HP @ 5600 rpm



The only supercharged towboat engine with 4 Star Emissions



## MALIBU MONSOON M6Di

6.2L DIRECT INJECTED  
TORQUE - 460 FT-LBS @ 3800 rpm  
POWER - 430 HP @ 5600 rpm



## MALIBU MONSOON M5Di

5.3L DIRECT INJECTED  
TORQUE - 400 FT-LBS @ 3800 rpm  
POWER - 360 HP @ 5600 rpm





INDUSTRY-LEADING & PATENTED  
**INNOVATION IS STANDARD**

Always ahead of the curve, Axis incorporates Malibu's industry-leading, patented innovations to bring you the highest performance and quality available today. While over 20 other boat companies have licensed Malibu's technology, the perfect combination of tech, design, performance found in every Malibu has been value packaged into every Axis.



WE HAVE YOU COVERED  
**5 YEARS\***

Backed by a bulletproof 5-year factory warranty, the majority of Axis's components are built in-house, which means in the unlikely event that you need something fixed or replaced, it can be taken care of with one call.




\*See your local dealer for full warranty details.



## 2021 MODEL LINE-UP

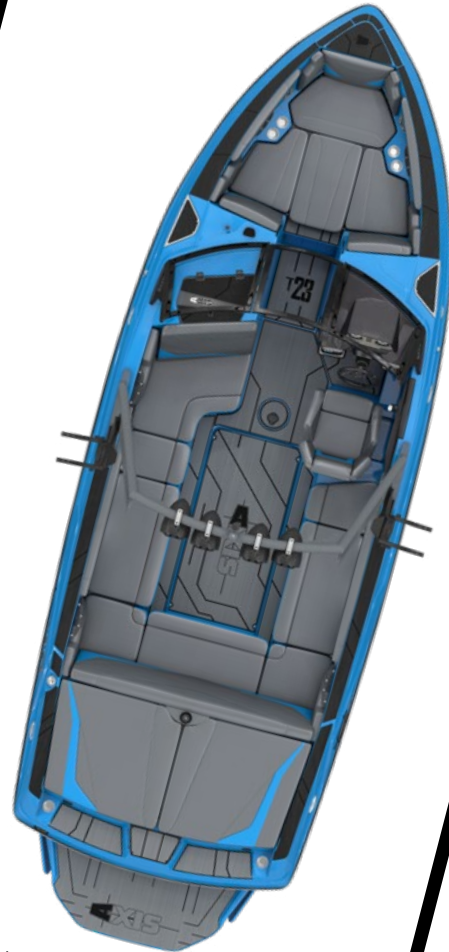
# MODELS

The dynamic Axis lineup has a model for everyone. The T-Series includes the traditional-bow T22 and T23 models for those that love the look of a classic boat styling while the A-Series consists of the A20, A22 and A24, which sport picklefork bows with a progressive look and plenty of upfront space. Whether you have a small family that likes to wakeboard as much as they like to ski and surf, or your big crew is all about board sports, Axis has the perfect boat to deliver maximum fun per hour for your crew.



## T22

**LENGTH:** 21' 11"/6.68m  
**BEAM:** 102"/2.59m  
**DRAFT:** 27"/0.69m  
**CAPACITY:** 15 people  
**FUEL:** 48 gal/181.7L  
**WEIGHT:** 4,200 lbs./1,906kg  
**HULL TYPE:** Wake Plus  
**TORQUE:** 400-460ft-lbs.  
**MAX BALLAST:** 4,115 lbs./1,867kgs.\*



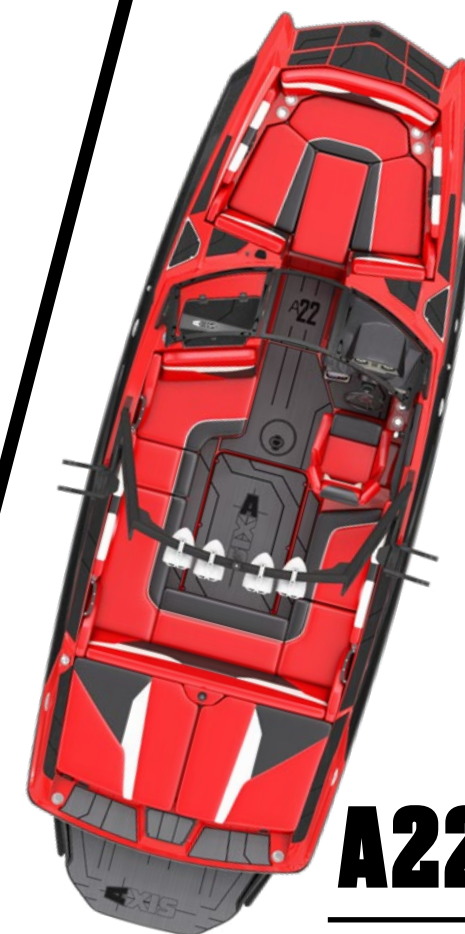
## T23

**LENGTH:** 23' 5" /7.14m  
**BEAM:** 102"/2.59m  
**DRAFT:** 27"/0.69m  
**CAPACITY:** 16 people  
**FUEL:** 65 gal/246L  
**WEIGHT:** 5,000 lbs./2,268kg  
**HULL TYPE:** Wake Plus  
**TORQUE:** 400-460ft-lbs.  
**MAX BALLAST:** 4,590 lbs./2,082kgs.\*



## A20

**LENGTH:** 20'/6.10m  
**BEAM:** 98"/2.49m  
**DRAFT:** 27"/0.69m  
**CAPACITY:** 11 people  
**FUEL:** 42 gal/159L  
**WEIGHT:** 3,500 lbs./1,588kg  
**HULL TYPE:** Wake Plus  
**TORQUE:** 400-460ft-lbs.  
**MAX BALLAST:** 3,810 lbs./1,728kgs.\*



## A22

**LENGTH:** 21' 11"/6.68m  
**BEAM:** 102"/2.59m  
**DRAFT:** 27"/0.69m  
**CAPACITY:** 15 people  
**FUEL:** 48 gal/181.7L  
**WEIGHT:** 4,500 lbs./2,041kg  
**HULL TYPE:** Wake Plus  
**TORQUE:** 400-460ft-lbs.  
**MAX BALLAST:** 4,115 lbs./1,867kgs.\*



## A24

**LENGTH:** 24' 5"/7.44m  
**BEAM:** 102"/2.59m  
**DRAFT:** 32"/0.81m  
**CAPACITY:** 18 people  
**FUEL:** 76 gal/287.7L  
**WEIGHT:** 5,500 lbs./ 2,495kg  
**HULL TYPE:** Wake Plus  
**TORQUE:** 400-606ft-lbs.  
**MAX BALLAST:** 5,320 lbs./2,413kgs.\*

\*MAX BALLAST includes three hard tanks, Power Wedge III and approved Plug 'n Play bags (see dealer).



ALL-NEW FOR 2021

# A24 | IT'S BETTER THAN BIG

All-new for 2021, the A24 continues to deliver the best value-per-foot on the water with a nicely equipped model starting out under \$100k\*. The A24 brings everything to the table, including seating and storage for 18, huge wake performance at a tremendous value and a bow that feels endless. This heavyweight wake beast is the biggest boat in the line, and with all the Axis performance innovations, it generates wakes and swells you simply won't believe.



SIXA

## FEATURE HIGHLIGHTS:

WAKE PLUS HULL : Wake and wave perfection / SLIDING SKYBOX SEAT™ : Movable Seating / AW20 TOWER : sleek styling & easy folding action / AXIS HELM : Intuitive Control



\*US prices only. Freight and setup not included. See your local dealer for details.



# FAN FAVORITE FOR A REASON **A22 | BEST-SELLING AXIS**

The A22 is the best-selling boat in the Axis family because it walks the line between big and small in a stylish package that can throw out a top-tier wake and wave. Plenty of wake-view seating options, a deluxe lounge and spacious bow with room for 15 in a fan-favorite size all come together to show you why the A22 is so popular.



**AXIS**

## FEATURE HIGHLIGHTS:

**PICKLEFORK BOW** : Spacious Playpen Bow / **SLIDING SKYBOX SEAT™** : Movable Seating / **POWER WEDGE III™** : Fine tune your wake and wave / **SURF GATE™** : Create your swells





PERFORMANCE AND VALUE IN A SMALL PACKAGE

# A20 | WELL EQUIPPED AT \$73,795\*

A compact powerhouse, the A20 leverages all the same wake innovations as the big boats to create clean, powerful wakes and waves you will love. Easy to trailer and store, the A20 is a great first step into the world of Axis as well as a solid option for those who just want a boat that's as fun to drive as it is to ride behind.



AXIS

### FEATURE HIGHLIGHTS:

WAKE PLUS HULL : Wake and wave creation / AW20 TOWER : Sleek styling & easy folding action / WET SOUNDS SPEAKERS : Premium marine audio / AXIS HELM : Intuitive Control



\*This price is for the A20 Surf Ready package that includes Tandem-Axle Trailer, Auto-Set Wedge, Surf Pipe and Surf Gate™, Malibu Monsoon M5Di™ Direct Inject Engine, Mirror, Axis Skybox Seat™, Plug 'n' Play ballast, Stereo Pack 1, Snap-in carpet, and Mooring Cover. US prices only. Freight and setup not included. See your local dealer for details.



# T23 | CLASSIC + MODERN = TIMELESS LARGE & IN CHARGE

The largest of the T-Series, the T23 is a 23' 5" traditional bow with picture-perfect wakes and waves that are clean no matter the conditions. Your entire 16-person crew rides in style with a classic, traditional-bow that cuts through the chop. With all this performance and value, the T23 is the only thing missing from your perfect summer.



AXIS

## FEATURE HIGHLIGHTS:

WAKE PLUS HULL : Wake and wave creation / SLIDING SKYBOX SEAT™ : Movable Seating / AW20 TOWER : Sleek styling & easy folding action / AXIS HELM : Intuitive Control





# T22 | NEXT GEN TECH + TRADITIONAL BOW

## PERFECT WAKE, PERFECT FOOTPRINT

The T22's traditional bow gives it a sharp on-water profile and a look that screams performance. Easy to tow, store and drive, this stylish 22-footer is a great entry into the coveted world of Axis. With all the same wake-enhancers available as the big boys, the T22 will throw a wake and wave you won't believe came out of a boat this size.



AXIS

### FEATURE HIGHLIGHTS:

TRADITIONAL BOW: Classic style, modern performance / P.S.P.: Wave & Wake Creator / AXIS HELM: Intuitive Control / OPTION REAR PYLON: Added Versatility





# PACKAGES & OPTIONS

## ENGINE

	A20	T22	A22	T23	A24
Malibu Monsoon M5Di	●	●	●	●	●
Malibu Monsoon M6Di	○	○	○	○	○
Malibu Monsoon LT4™	●	●	●	●	○
115A Alternator	●	●	●	●	●
170A Alternator	○	○	○	○	○
Salt Series Available	○	○	○	○	○

## TOWER

AW20 Colors: Black, Graphite, or Arctic White (black is standard)	○	○	○	○	○
AW20 Shock Package	○	○	○	○	○
Great Lakes Bimini with Rope Storage	○	○	○	○	○
Great Lakes Bimini with Rope and Surfboard Storage	○	○	○	○	○
Commercial Sewing Bimini with Rope Storage	○	○	○	○	○
Commercial Sewing Bimini with Rope and Surfboard Storage	○	○	○	○	○
Fixed Board Racks	○	○	○	○	○
Spinner Board Racks	○	○	○	○	○
PTM Clamping Board Racks	○	○	○	○	○
PTM 140° Panoramic Mirror Tower	○	○	○	○	○

## PERFORMANCE

Axis Surf Gate with Surf Band	○	○	○	○	○
Zero Off GPS Speed Control with Compass	○	○	○	○	○
Plug 'n Play w/Auto Vent	○	○	○	○	○
Plug 'n Play Plumbing	○	○	○	○	○
Power Wedge III	○	○	○	○	○
Auto-Set Wedge	○	○	○	○	○
Speed Prop	○	○	○	○	○
Standard Prop	●	●	●	●	●
High-Altitude/Torque Prop	○	○	○	○	○
Surf Pipe	○	○	○	○	○

## SAFETY, COMFORT & CONVENIENCE

	A20	T22	A22	T23	A24
Driver Seat Swivel	○	○	○	○	○
Removable Carpet	○	○	○	○	○
Soft Grip Flooring	○	○	○	○	○
Underwater LEDs	○	○	○	○	○
Battery Charger	○	○	○	○	○
Under-Seat LED Lights: Red, White, or Blue	○	○	○	○	○
Axis-branded Drop-In Igloo Cooler	○	○	○	○	○
Pull-Up Cleats	○	○	○	○	○
Flip-Up Bolster Seats	○	○	○	○	○
Chillax Cockpit Flip-Up Seat	○	○	○	○	○
Rear-Facing Leanbacks	○	○	○	○	○
Rear-Facing Sliding Skybox Seat	●	●	●	●	●
Non-Skid Deck Track	○	○	○	○	○
Plastic Cup Holders	●	●	●	●	●
Stainless-Steel Cup Holders	○	○	○	○	○
2-Outlet Heater	○	○	○	○	○
3-Outlet Heater	○	○	○	○	○
5-Outlet Heater	●	●	●	●	○
Docking Lights	○	○	○	○	○
Depth-Finder	○	○	○	○	○
Dual Battery Switch Option	○	○	○	○	○
Ski Pylon	○	○	○	○	○
14" PTM Black Composite Mirror	●	●	●	●	●
PTM 140 Degree Panoramic ABS Mirror	○	○	○	○	○
Second Gorilla Fin	○	○	○	○	○
Cell Phone Holder	○	○	○	○	○

STD ●  
OPT ○  
N/A ●

	A20	T22	A22	T23	A24
New Glove Box	●	●	●	●	●
Speed Control	●	●	●	●	●
AW20 Tower	●	●	●	●	●
Livorsi Electronic Throttle (black)	●	●	●	●	●
Above-engine warming bin w/ drain	●	●	●	●	●
LED storage lighting	●	●	●	●	●
Ventless fuel-fill system	●	●	●	●	●
Triple Hard-Tank Ballast System	●	●	●	●	●
Single Gorilla Fin	●	●	●	●	●

## TRAILERS

Tandem	●	●	●	●	●
Tri-Axle	●	●	●	●	○

## STEREO

Sound Pack 1	○	○	○	○	○
Sound Pack 2.2	○	○	○	○	○
Sound Pack 2.4	○	○	○	○	○
Sound Pack 3.2	○	○	○	○	○
Sound Pack 3.4	○	○	○	○	○


STD ●  
OPT ○  
N/A ●

# INTERIOR OPTIONS

1	2	3	4	5	6	7
8	9	10	11	12	13	


- 1. Arctic White
- 2. Light Graphite
- 3. Graphite
- 4. Sepia Brown
- 5. Ebony
- 6. Indy Red
- 7. Hot Orange
- 8. Nassau Blue
- 9. Sumter Green
- 10. Azure Blue
- 11. Zephyr Blue
- 12. Dark Blue
- 13. Vapor Blue

# METALLIC GEL OPTIONS



- 1. Machine Silver Metallic
- 2. Gunmetal Graphite Metallic
- 3. Ebony Metallic
- 4. Pink Diamond Metallic
- 5. Indy Red Metallic
- 6. Hot Orange Metallic
- 7. Zephyr Blue Metallic
- 8. Dark Blue Metallic
- 9. Vapor Blue Metallic
- 10. Azure Blue Metallic
- 11. Tuscan Gold Metallic
- 12. Sumter Green Metallic
- 13. Ebony Gold Metallic
- 14. Electric Purple Metallic


# SOLID GEL OPTIONS



- 1. Arctic White
- 2. Light Graphite
- 3. Graphite
- 4. Ebony
- 5. Indy Red
- 6. Hot Orange
- 7. Zephyr Blue
- 8. Dark Blue
- 9. Vapor Blue
- 10. Nassau Blue
- 11. Sumter Green
- 12. Azure Blue

# SOFT GRIP FLOORING OPTIONS

Designed and produced by Axis to ensure an exact fit and match.



- 1. Sepia
- 2. Graphite
- 3. Black (Only for Deck Track)



AXIS WAKE LOCATION & CONTACT INFO BELOW

# CONTACT US

The Axis Wake experience is something you need to see to believe. Contact your local dealer for a test drive or use the online boat builder to design your custom 2021 Axis today.

5075 Kimberly Way  
Loudon, TN 37774



2021 / [AXISWAKE.COM](https://www.axiswake.com)



[axiswakeresearch](https://www.facebook.com/axiswakeresearch) /



[@axiswake](https://www.instagram.com/axiswake) / [axiswake.com](https://www.axiswake.com)







AXISWAKE.COM

