




GO ALL OUT[®]

2023 PRODUCT GUIDE



DESIGNED FOR YOUR PERFECT DAY

What makes Axis the fastest-growing wakeboat company in the world? It's about head-turning style. It's about world-class wakes and waves at a tremendous value. It's about squeezing every second of enjoyment out of your time on the water. With six models ranging from 20-25 feet with pickle fork or traditional bow options, the Axis family of boats is sure to have your next summer obsession.

Because the best days are happening right now — Go All Out.

SURF GATE®, POWER WEDGE® III, MALIBU MONSOON ENGINES®

AXIS PERFORMANCE

You might already know about the Axis wave. It just works. It's not fickle, it doesn't need a lot of tweaking, it's clean straight from the factory. What you may not know is how customizable it is. Your wave preference may change based on Surf or Skim style and board length. That's why Axis makes it easy to adjust your wave from either the dash or while you ride using Surf Band™, our wearable waterproof surf remote.



wsia WAKE RESPONSIBLY

Remember, you are responsible for your own wakes.



SURF GATE

Control Surf Gate from the dash or with Surf Band, and let the endless sets of perfect waves begin. There's no need to shift weight or move a device from side to side, Surf Gate's hydraulic actuator works at the touch of a button, allowing you to transfer from side to side while surfing.



POWER WEDGE III

Add 1,500 pounds of additional ballast without ever filling a bag with the Auto-Set Wedge. Take that convenience to the next level with the available Power Wedge III for faster plane times and even more control of the wave's length and height.

THE MOST ADVANCED MARINE ENGINES AVAILABLE

MALIBU MONSOON ENGINES

Proudly made in our state-of-the-art Tennessee factory with GM direct injection technology, the Monsoon line of engines has a host of industry firsts that have taken the inboard engine world by storm. The most powerful, cleanest and quietest engines are also the most reliable and fuel-efficient. The Monsoon line starts with 400 ft-lbs of torque in the powerful M5Di, the M6Di fills out the middle with 460 ft-lbs, and the supercharged LT4 brings a staggering 606 ft-lbs at the top end.



MALIBU MONSOON M5Di

5.3L DIRECT INJECTED
TORQUE - 400 FT-LBS @ 3800 rpm
POWER - 360 HP @ 5600 rpm



MALIBU MONSOON M6Di

6.2L DIRECT INJECTED
TORQUE - 460 FT-LBS @ 3800 rpm
POWER - 430 HP @ 5600 rpm



MALIBU MONSOON LT4™

6.2L DIRECT INJECTED
TORQUE - 606 FT-LBS @ 3800 rpm
POWER - 607 HP @ 5600 rpm



WE HAVE YOUR BACK

REST ASSURED

We stand behind our quality with a full-factory five-year warranty.* Using many components that are built in-house, we are able to help you out quickly in the unlikely event something happens.



*See your local dealer for full warranty details.

AXIS INNOVATION AND FEATURES

EASY & INTUITIVE

Complete with the Axis touch screen, the Axis dashboard redefines value. Powered by our ultra-intuitive operating system, the screen's simplistic layout is easy to navigate with all your watersports controls in one intuitive menu on the 7-inch touch screen. Opt for the Sport Dash Keypad for easy access to watersports functions or select the Premium Sport Dash Package for an upgraded wireless-charging phone holder and take your dash to the next level.

Wireless Charging

Wirelessly charge your phone to keep it ready for capturing the action.

Stereo

A secondary screen dedicated to perfectly setting the mood.



Touch Screen

Displaying everything you need from setting up your wakesurf or wakeboard set to the checking the boat's vitals.

Quick Buttons

The Sport Dash Keypad has tactile buttons for quick access to functions and menus.

Racing-Inspired Steering Wheel



AXIS DASH + SURF BAND

Surf Band is an extension of your surf kit. From your wrist, use Power Wedge III to adjust the wave's shape, hit the arrows to switch Surf Gate from side to side, nudge the speed up or down, and crank your speaker volume so you can hear the surf signals telling you when Surf Gate is going to switch. It's that simple, and 100% customizable while you ride.



CHOOSE YOUR SCHEME AND STYLE YOUR WAY

GO AHEAD & CUSTOMIZE

Axis is all about unapologetic style, and that's never been truer than in model year 2023. With next-level style lines, three unique gel schemes, over 20 exterior and 13 interior color options to choose from, the customization options are endless. All-new for 2023, the Vivid Orange, Vivid Orange Metallic and Volt Yellow exterior gel colors each create a striking new look that will set your Axis apart from anything else out there. And, select the all-new Ebony Soft Grip color as the top layer of your flooring to create a two-toned look that takes your interior to the next level.



ALL-NEW

T235

GEL SCHEME

TRICKED OUT



GEL SCHEME

FLIP SIDE



GEL SCHEME

STRAIGHT UP



2023 MODEL LINE-UP

MODELS

From the compact and sporty A20 to the largest boat Axis has ever produced—the T250—there's something for everyone in the Axis family of boats. Whether you prefer the up-front space of a picklefork or the classic lines of a traditional bow, the unbelievable wake and surf performance is the same with the patented Wake Plus™ Hull. Each model is unique to a type of boater, so your toughest decisions might just be the color and the crew you're taking with to round out your epic day on the water.

T220

LENGTH: 21' 11"/6.68m
BEAM: 102"/2.59m
DRAFT: 27"/0.69m
CAPACITY: 15 people
FUEL: 58 gal/219L
WEIGHT: 4,850 lbs./2,200kg
HULL TYPE: Wake Plus
TORQUE: 400-460ft-lbs.
MAX BALLAST: 4,205 lbs./1,907kgs.*



ALL-NEW

T235

LENGTH: 23' 5" /7.14m
BEAM: 102"/2.59m
DRAFT: 32"/0.81m
CAPACITY: 16 people
FUEL: 66 gal/249L
WEIGHT: 5,400 lbs./2,449kg
HULL TYPE: Wake Plus
TORQUE: 400-606ft-lbs.
MAX BALLAST: 4,780 lbs./2,168kgs.*



T250

LENGTH: 25'/7.62m
BEAM: 102"/2.59m
DRAFT: 32"/0.81m
CAPACITY: 18 people
FUEL: 94 gal/355L
WEIGHT: 5,500 lbs./2,502kg
HULL TYPE: Wake Plus
TORQUE: 400-606ft-lbs.
MAX BALLAST: 5,370 lbs./2,435kgs.*



A20

LENGTH: 20'/6.10m
BEAM: 98"/2.49m
DRAFT: 27"/0.69m
CAPACITY: 11 people
FUEL: 42 gal/159L
WEIGHT: 3,500 lbs./1,588kg
HULL TYPE: Wake Plus
TORQUE: 400-460ft-lbs.
MAX BALLAST: 3,810 lbs./ 1,728kgs.*



ALL-NEW

A225

LENGTH: 22' 5" /6.8m
BEAM: 102"/2.59m
DRAFT: 27"/0.69m
CAPACITY: 15 people
FUEL: 56 gal/212L
WEIGHT: 4,900 lbs./2,223kg
HULL TYPE: Wake Plus
TORQUE: 400-460ft-lbs.
MAX BALLAST: 4,175 lbs./1,894kgs.*



A24

LENGTH: 24' 5"/7.44m
BEAM: 102"/2.59m
DRAFT: 32"/0.81m
CAPACITY: 18 people
FUEL: 94 gal/356L
WEIGHT: 5,500 lbs./ 2,495kg
HULL TYPE: Wake Plus
TORQUE: 400-606ft-lbs.
MAX BALLAST: 5,320 lbs./2,413kgs.*



*MAX BALLAST includes three hard tanks, Power Wedge III and approved Plug 'n Play bags (see dealer).



A-SERIES

T-SERIES



A24 | SPACE FOR EVERYONE

Great for crews that like to spread out in the boat while watching their friends and family shred world-class wakes and waves, the A24's pickle-fork bow provides plenty of forward seating for your all-out day on the water, and the Axis dash takes care of all the hard work so you don't have to. With seating and storage for your 18-person crew, the Rear-Facing Sliding Skybox Seat™ maximizes your lounge area while the rear-facing Chill-Ax seating converts the lounge to a wake stadium in seconds. Oh, and did we mention those perfect wakes and waves? It bears repeating on the A24.



FEATURE HIGHLIGHTS:

WAKE PLUS HULL : Wake and wave perfection / **AW20 TOWER** : Sleek styling & easy folding action
SLIDING SKYBOX SEAT™ : Front or rear facing seating / **AXIS DASH** : Available wireless charging

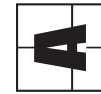
A-SERIES

T-SERIES



A225 | ALL-NEW

Inspired by the best-selling Axis of all time, the A225 brings the signature blend of value, performance, and technology into a stylish new package that takes midsize wake boats to a whole new level. In other words, the A225 is large enough to make world-class wakes and waves, but small enough to be maneuverable and fun to drive. With everything you need to enhance your time on the water — including the intuitive Axis Dash and spacious lounge featuring the Sliding Skybox Seat™ — the A225 is the watersports playground of your dreams.



FEATURE HIGHLIGHTS:

PICKLEFORK BOW : Spacious playpen bow / **SURF GATE & POWER WEDGE III** : Fine-tune your wakes and waves
SLIDING SKYBOX SEAT™ : Front or rear facing seating / **NEW AXIS DASH** : Function meets luxury

A-SERIES

T-SERIES



A20 | HUGE PERFORMANCE

The hands-down sportiest Axis to drive, the A20 does it all from wakeboarding to surfing to slalom with wake innovations that make the transition happen at the touch of a few buttons. Still big enough to make a great wake or wave but small enough to fit in standard garages and on size-restricted waterways, you won't believe what the A20 can do. We dare you to underestimate this compact powerhouse.



FEATURE HIGHLIGHTS:

SURF GATE : Create your waves / **AW20 TOWER** : Sleek styling & easy folding action
POWER WEDGE III : Customize wakes for all riders / **NEW AXIS DASH** : Easy for everyone to use

A-SERIES

T-SERIES



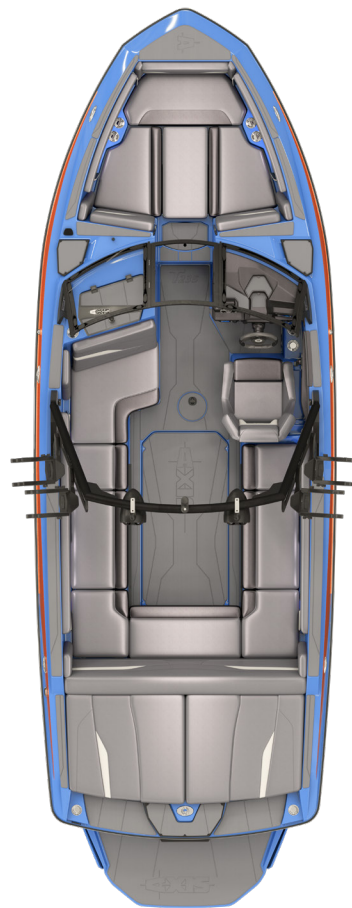
T250 | LARGE AND IN CHARGE

Every Axis innovation comes together in this spacious wake and surf powerhouse. The biggest boat Axis has ever made, the T250 delivers on all levels from performance to comfort to style—all without sacrificing on value. With plush seating for 18 and plenty of storage for all their gear, this 25-footer leaves no one behind. The T250's jaw-dropping, customizable wakes and waves can accommodate anyone from pro level to first timers. Call all your friends because your perfect summer escape has a new boat.



FEATURE HIGHLIGHTS:

WAKE PLUS HULL : Wake and wave perfection / **AW20 TOWER** : sleek styling & easy folding action
SLIDING SKYBOX SEAT™ : Front or rear facing seating / **NEW AXIS DASH** : Function meets luxury



T235 | ALL-NEW

At almost 24 feet with space for 16, the all-new T235 is a traditional bow boat that cuts through chop like butter and produces pro-level wakes and waves. The Axis dash completes this classic wake boat with everything you need to control watersports in one easy menu. Featuring classic lines, and bold styling, your entire 16-person crew can ride in style with plenty of speakers, cup holders, and storage in the bow and wraparound lounge. Set your expectations high — you won't be let down.



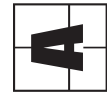
FEATURE HIGHLIGHTS:

WAKE PLUS HULL : Wake and wave perfection / **AW20 TOWER** : Sleek styling & easy folding action
SLIDING SKYBOX SEAT™ : Front or rear facing seating / **NEW AXIS DASH** : Available wireless charging



T220 | MID-SIZE POWERHOUSE

The T220 is a super-advanced traditional bow 22-footer with a perfect blend of classic Axis features along with a plethora of upgrades. Surf Gate™, Power Wedge™ III and Surf Band™ all come together to make perfect wakes and waves, and the whole watersports experience is controlled through the touch screen or Sport Dash Keypad. With plenty of space and storage for 15 people along with bold styling, clean lines and new color options, the T220 is sure to be an instant favorite.



FEATURE HIGHLIGHTS:

WAKE PLUS HULL : Wake and wave perfection / **AW20 TOWER** : Sleek styling & easy folding action
SLIDING SKYBOX SEAT™ : Front or rear facing seating / **NEW AXIS DASH** : Function meets luxury

PACKAGES & OPTIONS

ENGINE	A20	NEW A225	T220	NEW T235	A24	T250
Malibu Monsoon M5Di	●	●	●	●	●	●
Malibu Monsoon M6Di	○	○	○	○	○	○
Malibu Monsoon LT4™	●	●	●	○	○	○
115A Alternator	●	●	●	●	●	●
170A Alternator	○	○	○	○	○	○
Salt Series Available	○	○	○	○	○	○
TOWER						
AW20 Colors: Black, Graphite, or Arctic White (black is standard)	○	○	○	○	○	○
AW20 Shock Package	○	○	○	○	○	○
Great Lakes Bimini with Rope Storage	○	○	○	○	○	○
Great Lakes Bimini with Rope and Surfboard Storage	○	○	○	○	○	○
Commercial Sewing Bimini with Rope Storage	○	○	○	○	○	○
Commercial Sewing Bimini with Rope and Surfboard Storage	○	○	○	○	○	○
Dual Coverage Bimini	○	○	○	○	○	○
Fixed Board Racks	○	○	○	○	○	○
Spinner Board Racks	○	○	○	○	○	○
PTM Clamping Board Racks	○	○	○	○	○	○
PTM 140° Panoramic Mirror Tower	○	○	○	○	○	○
PERFORMANCE						
Axis Surf Gate with Surf Band	○	○	○	○	○	○
Zero Off GPS Speed Control with Compass	○	○	○	○	○	○
Plug 'n Play with Auto Vent Plumbing	○	○	○	○	○	○
Power Wedge III	○	○	○	○	○	○
Auto-Set Wedge	○	○	○	○	○	○
Speed Prop	○	○	○	○	○	○
Standard Prop	●	●	●	●	●	●
High-Altitude/Torque Prop	○	○	○	○	○	○

STD ●
OPT ○
N/A ●

SAFETY, COMFORT & CONVENIENCE

	A20	NEW A225	T220	NEW T235	A24	T250
Driver Seat Swivel	○	○	○	○	○	○
Removable Carpet	○	○	○	○	○	○
Soft Grip Flooring	○	○	○	○	○	○
Underwater LEDs	○	○	○	○	○	○
Battery Charger	○	○	○	○	○	○
Under-Seat LED Lights: Red, White, or Blue	○	○	○	○	○	○
Axis-branded Drop-In Igloo Cooler	○	○	○	○	○	○
Pull-Up Cleats	○	○	○	○	○	○
Flip-Up Bolster Seats	○	○	○	○	○	○
Chillax Cockpit Flip-Up Seat	○	○	○	○	○	○
Rear-Facing Leanbacks	○	○	○	○	○	○
Rear-Facing Sliding Skybox Seat	●	●	●	●	●	●
Non-Skid Deck Track	○	○	○	○	○	○
Plastic Cup Holders	●	●	●	●	●	●
Stainless-Steel Cup Holders	○	○	○	○	○	○
2-Outlet Heater	○	○	○	○	○	○
3-Outlet Heater	○	○	○	○	○	○
5-Outlet Heater	●	●	●	●	○	○
Docking Lights	○	○	○	○	○	○
Depth-Finder	○	○	○	○	○	○
Dual Battery Switch Option	○	○	○	○	○	○
Ski Pylon	○	○	○	○	○	○
14" PTM Black Composite Mirror	●	●	●	●	●	●
PTM 140 Degree Panoramic ABS Mirror	○	○	○	○	○	○
Second Gorilla Fin	○	○	○	○	○	○
Wireless Charging "Dash"	○	○	○	○	○	○
TRAILERS						
Tandem	●	●	●	●	●	●
Tri-Axle	●	●	●	●	○	○


	A20	A225	T220	T235	A24	T250
Speed Control	●	●	●	●	●	●
AW20 Tower	●	●	●	●	●	●
Livorsi® Electronic Throttle	●	●	●	●	●	●
Above-engine warming bin w/ drain	●	●	●	●	●	●
LED storage lighting	●	●	●	●	●	●
Garmin® Touch Screen Display	●	●	●	●	●	●
Triple Hard-Tank Ballast System	●	●	●	●	●	●
Single Gorilla Fin	●	●	●	●	●	●

STEREO

Sound Pack 1	○	○	○	○	○	○
Sound Pack 2.2	○	○	○	○	○	○
Sound Pack 2.4	○	○	○	○	○	○
Sound Pack 3.2	○	○	○	○	○	○
Sound Pack 3.4	○	○	○	○	○	○


STD ●
OPT ○
N/A ●

METALLIC GEL OPTIONS




- Machine Silver Metallic
- Gunmetal Graphite Metallic
- Ebony Metallic
- Rose Quartz Metallic
- Indy Red Metallic
- NEW Vivid Orange Metallic
- Zephyr Blue Metallic
- Dark Blue Metallic
- Vapor Blue Metallic
- Azure Blue Metallic
- Nassau Blue Metallic
- Tuscan Gold Metallic
- Sumter Green Metallic
- Electric Purple Metallic
- Ebony Gold Metallic
- Ebony Sumter Metallic
- Ebony Vapor Metallic

SOLID GEL OPTIONS



- Arctic White
- Light Graphite
- Graphite
- Ebony
- Indy Red
- NEW Vivid Orange
- Zephyr Blue
- Dark Blue
- Vapor Blue
- Nassau Blue
- Sumter Green
- Azure Blue
- NEW Volt Yellow


INTERIOR OPTIONS



- Arctic White
- Light Graphite
- Graphite
- Sepia Brown
- Ebony
- Indy Red
- Nassau Blue
- Sumter Green
- Azure Blue
- Zephyr Blue
- Dark Blue
- Vapor Blue
- C1. NEW Cool Touch Graphite
- C2. NEW Cool Touch Sepia
- C3. NEW Cool Touch Ebony

SOFT GRIP FLOORING OPTIONS

Designed and produced by Axis to ensure an exact fit and match.



- Sepia
- Graphite
- Ebony

AXIS WAKE LOCATION & CONTACT INFO BELOW

CONTACT US

The Axis Wake experience is something you need to see to believe. Contact your local dealer for a test drive or use the online boat builder to design your custom 2023 Axis today.

5075 Kimberly Way
Loudon, TN 37774

 [axiswakeresearch](#) /   [@axiswake](#) / [axiswake.com](#)



wsia WAKE RESPONSIBLY
Remember, you are responsible for your own wakes.



GO ALL OUT | AXISWAKE.COM

