

Echelon

Response


Sunsetter

Flightcraft

Tantrum

# *Malibu*

1996



Electronic Fuel Injection

malibu

## Contents

|                  |    |
|------------------|----|
| Technology       | 4  |
| Construction     | 8  |
| Interior         | 10 |
| Power            | 14 |
| Echelon Series   | 16 |
| Response Series  | 22 |
| Sunsetter Series | 28 |
| Flightcraft      | 34 |
| Tantrum          | 38 |
| Ownership        | 42 |
| Specifications   | 44 |

# T H E V A L U E O F T H E

Its not always easy to tell whether a ski boat is one of true substance, or merely a creature of marketing hype. You are constantly subjected to ski boat companies claiming to be the ultimate this, the perfect that. Above it all stands the competition and family ski boats of Malibu. Being the world's largest custom ski boat manufacturer, we have answered the needs of the most demanding skiers in the world. Today, at a time

# M A L I B U D I F F E R E N C E

when the demands are higher than ever before, the standards of Malibu Boats are equally demanding. Winners of six Ski Boat of the Year awards in as many years. Malibu employee-owners demand nothing short of this distinction. Safety, durability, comfort and efficiency remain the goals of Malibu engineering. Examine what is behind the name Malibu Boats and you will discover the value of the difference.





**W**hat should the world's finest ski boats drive like, ski like, look like? These were the questions posed to boaters before we made the first sketch of the new generation. Once we had our answers, we challenged ourselves to exceed every expectation. Sometimes we had to invent new technology. Other times we had to rethink traditional approaches. When we were finished, we had created a ski boat unlike any other, Malibu. The best built ski boats in the world.

#### **Dynamic Design**

Design is far more than a matter of style. At Malibu, design is a process that focuses minute attention to every detail. Our hull and deck designs are the point that science and art come together. Malibu's beautifully rounded corners and smooth flowing lines are significant advances in our somewhat square industry. Malibu's advanced aerodynamic design promotes efficient passage of air for increased performance, decreased component stress and quieter operation.

#### **THE BEST BUILT SKI BOATS IN THE WORLD.**



Below the waterline, Malibu's unique SV23 hull design provides ultimate wake characteristics for serious skiing and the smoothest ride quality for passengers in rougher water conditions.



### FibECS Generation II

Malibu's newest FibECS design makes the industry's strongest and quietest engine mounting system also the most functional and beautiful. FibECS Generation II eliminates the rough fiberglass and incorporates a smooth hand laid bilge liner for easier cleaning and a higher gloss shine. FibECS Generation II is much stronger than traditional mounting procedures because of its wider engine mounting design and through-bolted process. This helps distribute the load of the engine over a greater area resulting in a more stable and quiet overall system. Stronger. Quieter. Cleaner. And only in a Malibu.

Technology



### Hydra-Phonic Dampening System

The new patent pending Hydra-Phonic Dampening System (HPD) by Malibu is engineered to dampen prop thrust vibration and eliminate excessive interior noise. The HPD system's thick vertical side walls stiffen the hull and strut base dampening and virtually eliminating vibration directly at the source. The Hydra-dampening process allows water to fill the HPD cavity and dampen out vibration created by the thrust of the prop. The Malibu HPD system lowers interior noise levels by as much as 4 decibels making this newest breakthrough nothing to stay quiet about.



### Swivel Head Pylon

Precisely machined solid core aluminum is the foundation of Malibu's patented pivoting ski pylon. The pylon head incorporates precision dual needle bearings to virtually eliminate the possibility of rope binding and significantly reduces rope wear for increased skier performance and safety. U.S. Patent Number 5,018,47

**M**alibu is so insistent on perfection that two separate gelcoat blends are used on decks and hulls. Our specially formulated *Neste L series* gelcoat on decks provide the highest performance and gloss retention even after long term exterior exposure. Tests conducted show the gloss retention after one year in extreme sunlight conditions to be over 70 percent. While common coatings tested for the same period had a mere 10-30 percent gloss retention. Amazingly, the *L series* gelcoats polish back 90-100% of the original gloss with a brilliant, longer lasting finish.



The *Neste 2000 Series* gelcoats are used on all Malibu hulls and are formulated with a tough isophthalic/ Neopentyl Glycol resin to offer the ultimate combination of water resistance, impact resistance, gloss retention and surface integrity. "The result is an exterior surface that is lustrous and durable - and designed to remain that way for many years." *Water Ski Magazine*

**Our gelcoaters are recognized world wide for their beautiful high gloss artistry. Our 10 stage gelcoat technique produces a brilliant, long lasting finish that assures years of maintenance free beauty.**

CONSTRUCTION



**Malibu was one of the first manufacturers in the tournament ski boat market to move away from wood in the construction, which increases the life expectancy of its products.** *Powerboat Magazine*

#### **Compositech Fiberglass Floor System**

Malibu uses blended resins, space age composites and select core materials in the first ever one-piece fiberglass floor liner. There is no plywood to rot or seat base screws to loosen. Rather, seat bases are molded-in as part of the floor eliminating vibration and



#### **Computerized CNC Router**

Malibu utilizes a specialized computer, programmed to precisely cut all polyethylene used to construct seat frames and side panels. Higher-Tech machines, like the CNC router maintain strict tolerances and maximizes production and material efficiency.





A luxury ski boats reputation is largely established by its interior. That's why we don't think it would be an overstatement to claim that the 1996 Malibu interiors are one of the most spacious, refined and luxurious on the market. From the moment you step inside, our design philosophy is apparent. Space is as important as comfort, and convenience is as important as features. Our unique hull designs allow for wider beams and roomier interiors. A newly designed motor box is sculpted around the engine creating even more leg room and comfort for rear seat passengers.

And there's an abundance of storage for stowing away all the gang's gear. There are full size ski lockers and storage compartments for wet ski gloves and life jackets. A locking glove box for valuables like sunglasses, wallets and keys. Our newly designed drivers seat even adjusts on an incline to accommodate all driver sizes.



## The lasting beauty of a Malibu.

Insulated ice chests are standard and molded into the floor for convenient passenger refreshment.



Stereo speakers are recessed in the side panels replacing plastic speaker grills for optimum form and function.

## The influence of ergonomic science



**E**very Malibu surrounds its passengers with a richly appointed interior that is both visually striking and faithful to Malibu's renowned seating design and human engineering principles. You can see the influence of ergonomic science throughout every Malibu interior: in the orderly layout of controls and switches, in the clearer visibility of custom gauges and in the logical placement of safety hand rails. What you don't see, you soon feel: in the intuitive way a Malibu responds to your commands, in the total support provided by the newly designed drivers seat with air lumbar and in the thicker foams used in passenger seats for optimum leg support.

**The seats compliment a helm that is a study in ergonomics with an eyebrow over the gauges to reduce glare and a more comfortable location for the throttle.** *Powerboat magazine*

Malibu designs and constructs its own seats with a corrosion resistant polyethylene frame, the finest marine vinyl, stainless steel staples and multiple layers and densities of foam for maximum comfort and durability.

Every aspect of the new Malibus', from the structure to the texture of the upholstery material, is designed to make Malibu among the most comfortable ski boats in the world.





Whether you're pursuing a world championship or striving for your personal best, Malibu has the power to take you there with the most advanced fuel injected systems in the world.

#### Malibu Monsoon 350 EFI


An awesome 320 horsepower, intelligent engineering and state of the art *port-fuel injection* distinguishes the Monsoon 320. It is the most sophisticated and powerful small block ever introduced. The Malibu Monsoon features General Motor's newest Gen I+ Block with a radically new, free breathing head design, a high performance roller cam and a high efficiency, port fuel injection system with a top-mounted air intake. The result is an incredible 320 horsepower. The engine is custom calibrated by Indmar specifically for use on Malibu's renowned SV23 hull. It uses a new compact, water-proof ECM with the latest calibration software; the heart of Indmar's 3-dimensional, total engine management system. Power and sophistication characterize the Monsoon. It's durability is backed by a two-year warranty that includes fuel and electrical systems. Get behind it. The Malibu Monsoon is taking the industry by storm.

#### MerCruiser Magnum 350 EFI

The all-new MerCruiser 350 Magnum EFI utilizes the new Gen I+ high horsepower cylinder heads for 15 percent more power than previous Magnum models. A full 290 horsepower at the propshaft. Enjoy the benefits of fuel injection with the most proven and durable systems on the water. Turnkey starting, automatic warm-up, improved throttle response, rock steady idle speeds and smoother performance at all engine speeds. MerCruiser's advanced electronics control optimum ignition timing and fuel delivery in accordance with engine load, temperature and barometric pressure for overall increased performance. The exclusive Vapor Separator System eliminates the need for a fuel return line. With the electric fuel pump in the fuel reservoir, it's kept cool and under pressure to help fight vapor lock.

#### MerCruiser Black Scorpion 350 EFI

For skiers and barefooters who demand big horses, the all-new Black Scorpion provides lethal injection for unmatched top end performance and torque. It is the first MerCruiser production small block V-8 to produce over 315 horsepower. By utilizing the new Gen I+ high horsepower cylinder heads, the Black Scorpion creates a larger magnitude of torque and horsepower throughout the operating range. The futuristic plenum design is 3.5" lower than any previous MerCruiser inboard and looks as hot as it performs. And with over 7,000 dealers worldwide MerCruiser offers unmatched levels of service and parts support no matter where you take the Scorpion.





MAIN: Atlantis. ACCENTS: Moonbeam, Marble, Porcelain

# Echelon

**It is considered by many to be the most luxurious ski boat in the world.**

Employing advanced technology, innovative design and luxury appointments, the Malibu Echelon has revolutionized the concept of the luxury class competition ski boat. Meticulously crafted, it seamlessly combines a high level of performance with an equally high level of quality and comfort. Its a small wonder

it has become the pride and joy of highly selective customers throughout the world and the focus of industry boating magazines. "Many all-around ski boat claims are made nowadays, but few, if any, come closer than the Echelon. A fantastic package of superior ski wakes<sup>SM</sup> and human engineering make it a boat

that lives up to its universal billing", raved WaterSki Magazine after the 1995 performance test. Whether your needs call for the open bow or closed bow configuration, the Echelon delivers. Blending high-tech, high quality construction with solid all-around skiing for a lifetime of fun.



**Computron ATD**, the Echelons' exclusive on-board computer system displays up to 15 performance and safety features. They range from a depth meter to a fuel flow gauge to a driver enhancing graphic speed analyzer that helps the driver control skiing speeds. Computron ATDs durable, high-tech information display utilizes LED instead of LCD for perfect visibility even in direct sunlight. The Computron ATD is a standard feature on every Malibu Echelon.



## Echelon

**Optional woodgrain accents on the helm, steering wheel and throttle highlight the Echelons perfect gauge display and offer an unmatched level of luxury.**

**M**alibu luxury and features extend beyond the drivers seat. A newly designed interior features a locking three person observer seat on the closed bow and the highest seating capacity in



its class. The motor box is sculpted around the engine providing backseat passengers with even more legroom and three convenient oversized cup holders. Safety grab handles are perfectly placed throughout the Echelon for added passenger security. Storage is abundant in both open and closed bows and feature interior lighting for convenient gathering of equipment at night. Newly designed side panels include storage compartments for ski gloves and personal items. And every Echelon receives a lustrous, 5-color gelcoat process that includes contouring deck graphics for added exterior appeal. From any perspective, the new Malibu Echelons are pure luxury and excitement. Pure world class ski boats. Poised...and ready.



Many "All Around Ski Boat" claims are made nowadays, but few, if any, come closer than the Echelon. A fantastic package of superior ski wakes and human engineering make it a boat that lives up to its universal billing. WaterSki Magazine

| SPECIFICATIONS    | ECHELON    | ECHELON LX |
|-------------------|------------|------------|
| OVERALL LENGTH:   | 20'        | 20'        |
| BEAM:             | 90"        | 90"        |
| DRAFT:            | 16"        | 16"        |
| SEATING CAPACITY: | 7 PERSONS  | 8 PERSONS  |
| WEIGHT:           | 2,500 LBS. | 2,650 LBS. |
| FUEL CAPACITY:    | 37 GALLONS | 37 GALLONS |



Newly designed side panels include storage compartments for ski gloves and personal items.



The Echelon LX's in-floor ski locker keeps equipment off the floor and safely stored.

# Response



**Malibu has solidified its place at the forefront of the tournament ski boat market with the introduction of the new Response.** Powerboat Magazine

When it comes to blood pumping performance, awesome wakes, and rock solid durability there is no equal. The Response is an exceptional tournament ski boat that excels in virtually all skiing related categories. It is a premier tow-boat of the prestigious U.S. Open,

WaterSki Championships, the U.S. National Championships and the U.S. Show Ski Nationals. It was awarded the coveted "1995 Ski Boat of the Year" by Powerboat Magazine. And for 1996, this dynamic performance is now being offered in an open bow. The all-new

Response LX. A sleeker solution for the skiing family. It's sleek, aggressive stance and smooth flowing lines are complimented with a lustrous 4-color in-the-mold gelcoat process, somehow making the Response as beautiful, as it is powerful.

Malibu Boats, Inc. ©1996 Purple Martin

Spacious and accessible storage represents an important component of a ski boat. The Response affords generous storage capacity and exceptional convenience. There's ski storage on both sides of the gunnel, huge ski storage under the bow, and multiple pockets for wet storage all easily accessed throughout the boat.




In addition to the finesse and agility the boat showed in slalom and circle turns, it had one of the softest rides of any ski boat we've been in. Powerboat Magazine



An exhilarating driving experience starts with a feeling of confidence behind the wheel. That's why when designing the Malibu Response, our engineers insisted the ergonomics-human engineering had to be flawless. The controls naturally easy to locate and use. Custom gauges are perfectly placed and provide information with no distraction. Our newly designed driver's seat with air lumbar adjusts on an incline to allow drivers maximum visibility, comfort and safety. Among the

highest priorities inside the Response was to create space and comfort for it's passengers. Malibu covers it's expensive orthopedic foams with premium grade, color matched marine vinyl. Providing passengers the highest quality comfort on the water today. Settle into one of the seats and you'll appreciate the emphasis on room, comfort, and passenger convenience. Upper and lower seat bolsters conform to your physique for optimum back and thigh support.



MAIN: Flagship, ACCENTS: Regalane, Blazerberry

| SPECIFICATIONS    | RESPONSE   | RESPONSE LX |
|-------------------|------------|-------------|
| OVERALL LENGTH:   | 20'        | 20'         |
| BEAM:             | 90"        | 90"         |
| DRAFT:            | 16"        | 16"         |
| SEATING CAPACITY: | 6 PERSONS  | 8 PERSONS   |
| WEIGHT:           | 2,450 LBS. | 2,450 LBS.  |
| FUEL CAPACITY:    | 37 GALLONS | 37 GALLONS  |



The LX's unique open bow design eliminates the traditional walk-thru to maintain a full two person observer seat and provide all the storage of the closed bow. Interior lighting, multiple cup holders, safety hand rails are just a few of it's convenience features. The rear seat can be removed or converted to a comfortable, full length sun pad. A walk-thru windshield provides increased cockpit ventilation and easier passenger entry and exit.

**Low driver input, and low, soft wakes all the way to 38' off make the Response a serious contender for top slalom boat honors.** WaterSki Magazine





# Sunsetter

**T**he Sunsetter has true AWSA-approved tournament performance with no compromise on space for the entire family. The heralded SV23 hull design not only provides state-of-the-art wakes for all-around skiing but perfect stability for a smooth comfortable ride even in rougher water conditions

A higher freeboard provides passengers a safer and drier ride. Just how can the Sunsetter maintain such high performance standards and still provide exceptional space necessary for family and friends? By adding two body lines and flaring out the hull sides our engineers were able to keep the wetted surface small while providing unparalleled

interior space. WaterSki Magazine boldly states, "The Sunsetter remains the boat that gives open-bow inboards a good name. Whether your running the course or cruising the open water, the Sunsetter pleases." And now for 1996, Malibu introduces the new

Sunsetter V-drive. Based on the same proven hull design the VLX has more room and storage than any comparable boat in it's class. With the addition of the VLX, Malibu introduces the most uncompromisingly elegant and refined family open bows ever produced.





The new Malibu Sunsetter VLX blends exceptional Sunsetter skiability with unequaled family practicality. A deeper 23 degree V entry provides an incredible ride quality while the plush and spacious interior allows comfortable seating for up to 10 passengers. There's plenty of storage too. With ski lockers on each side of the gunnel, three storage compartments in the bow and huge storage behind the observer seat.

There's netted pockets for wet storage, ample rear seat storage and

an insulated ice chest for cold drinks. Coaming pads include storage for personal items complimented with indirect lighting for night time excursions. An electronic lift raises the padded sun-deck giving access to even more storage on each side of the engine compartment. The smooth flowing lines. The beautifully sculpted interior. The incredible space and storage. The legend grows. The all-new Sunsetter VLX.



#### SPECIFICATIONS

|                   | SUNSETTER  | SUNSETTER VLX |
|-------------------|------------|---------------|
| OVERALL LENGTH:   | 21'        | 21'           |
| BEAM:             | 93"        | 93"           |
| DRAFT:            | 18"        | 18"           |
| SEATING CAPACITY: | 10 PERSONS | 10 PERSONS    |
| WEIGHT:           | 2,800 LBS. | 2,900 LBS.    |
| FUEL CAPACITY:    | 37 GALLONS | 37 GALLONS    |

Malibu was one of the first to implement more of a V design into its bottoms, giving them a better ride. Powerboat Magazine


**T**he Malibu Sunsetter. The design is deceptively simple; deceptive, because engineers had to control so many parameters. Balancing and taming the many forces that work against "a high performing bigger boat". Much of the design work came to life via a three dimensional computerized design system. But the final execution was the result of countless hours of testing on local lakes. So the Malibu Sunsetter doesn't just generate impressive numbers. It imparts a sense of total mastery of the water. A 21 foot long, 93 inch beam, family open bow that not only received a coveted AWSA approval but bewildered industry experts with it's exceptional performance standards. "This is the boat that put open bows on the slalom map", claimed WaterSki Magazine. But more importantly, it is

the boat that has made so many skiing families loyal Sunsetter owners. A true family ski boat. It has a large ski locker in the floor, as well as behind the observer seat. There's an enormous ski locker behind the rear seat incorporating gas assisted shocks for easier access. Durable vinyls and softer foams are used in an




interior designed for maximum room and comfort.

The Sunsetter's unusually roomy bow comfortably accommodates adults as well as children. The Sunsetter is a pure ski boat with awesome performance and skiability...that doesn't mind showing off with a big crowd.



# Flightcraft



Malibu, Flightcraft, ACCENTS, Marble, Porcelain, Moonbeam

**T**he shape is unmistakably that of a Flightcraft. And the silhouette unquestionably screams performance. But look closely at the Flightcraft and you'll see that Malibu insists form follow function. Aerodynamic testing helped achieve not only impressive speed, but

exceptional visibility and quietness at high speeds. Power and speed are the driving forces behind every aspect of the Flightcraft, from the sleek lines to the lighter weight, from the tracking fin, to the Mercury 200 EFI monster outboard engine. Blending grace with ferocious

power, the Flightcraft moves and feels exactly how it looks. The Flightcraft is the choice of serious barefooters' world wide who demand serious power, speed, and agility to achieve record level performances. And according to WaterSki Magazine, "If tournament barefooting is

your game, this is about as good as it gets. So whether you're behind the wheel or behind the transom, the Flightcraft is sure to excite."



If barefooting is your game, this is about as good as it gets. Water/Ski Magazine



As great as the temptation may have been, we didn't just think of the person behind the wheel or at the other end of the rope. An aft facing observer seat, optional bucket seats, and a full 3-person bench seat provides comfortable seating for eight passengers. Storage is abundant under the bow because the specially engineered fuel tank sits below the floor's surface. There's an enormous storage compartment behind the rear seat, wet storage locker in the floor, and conveniently located net pockets for personal items. The awesome speed and performance of the Flightcraft simply places this boat as a "super power" among the rest.

#### SPECIFICATIONS

|                   |            |
|-------------------|------------|
| OVERALL LENGTH:   | 20'        |
| BEAM:             | 86"        |
| SEATING CAPACITY: | 8 PERSONS  |
| WEIGHT:           | 1,900 LBS. |
| FUEL CAPACITY:    | 41 GALLONS |





# Tantrum


**W**hen the Tantrum was introduced last year, this sleek, fiery ski machine set the industry ablaze with its no nonsense approach to quality, value and awesome performance. Malibu's production sold out within 4 months.

Although the Tantrum is positioned as Malibu's entry level inboard, Malibu craftsmen build this boat with the same impeccable standards that have distinguished us as the quality leaders in a highly competitive market. Malibu has

accomplished what no other ski boat company has yet to accomplish. Build a durable, full-sized, full-powered all-fiberglass constructed inboard, and make it affordable.

The Tantrum comes standard with

MerCruiser's 5.7L Magnum engine. This 350 cubic inch V-8 engine adds performance and excellent power-to-weight ratio resulting in 265 horsepower delivered at the propshaft and a top end speed of 47 mph.



Styled after Malibu's exclusive SV23 hull design, the Tantrum provides a smoother more comfortable ride along with world class skiing characteristics. Constructed without any wood in it's make-up, it incorporates a full one-piece fiberglass floor liner, and polyethylene and fiberglass seat frames. Malibu's patented FibECS system is utilized for unparalleled strength and performance. The Tantrum's unique seats are both solid and comfortable. A full sized removable rear seat provides comfortable seating for 3 people. Contoured and padded transom and dash areas provide comfortable seat backs for pas-

sengers and add an exciting touch to a modern interior layout. A white faced speedo and tachometer are placed perfectly on the dash for easier visibility.



All other standard gauges and controls are placed within easy reach of the driver on a console panel to left of the foot well.

If you do your talking at the end of a rope, the Tantrum gives up nothing to boats twice it's price Water Ski Magazine



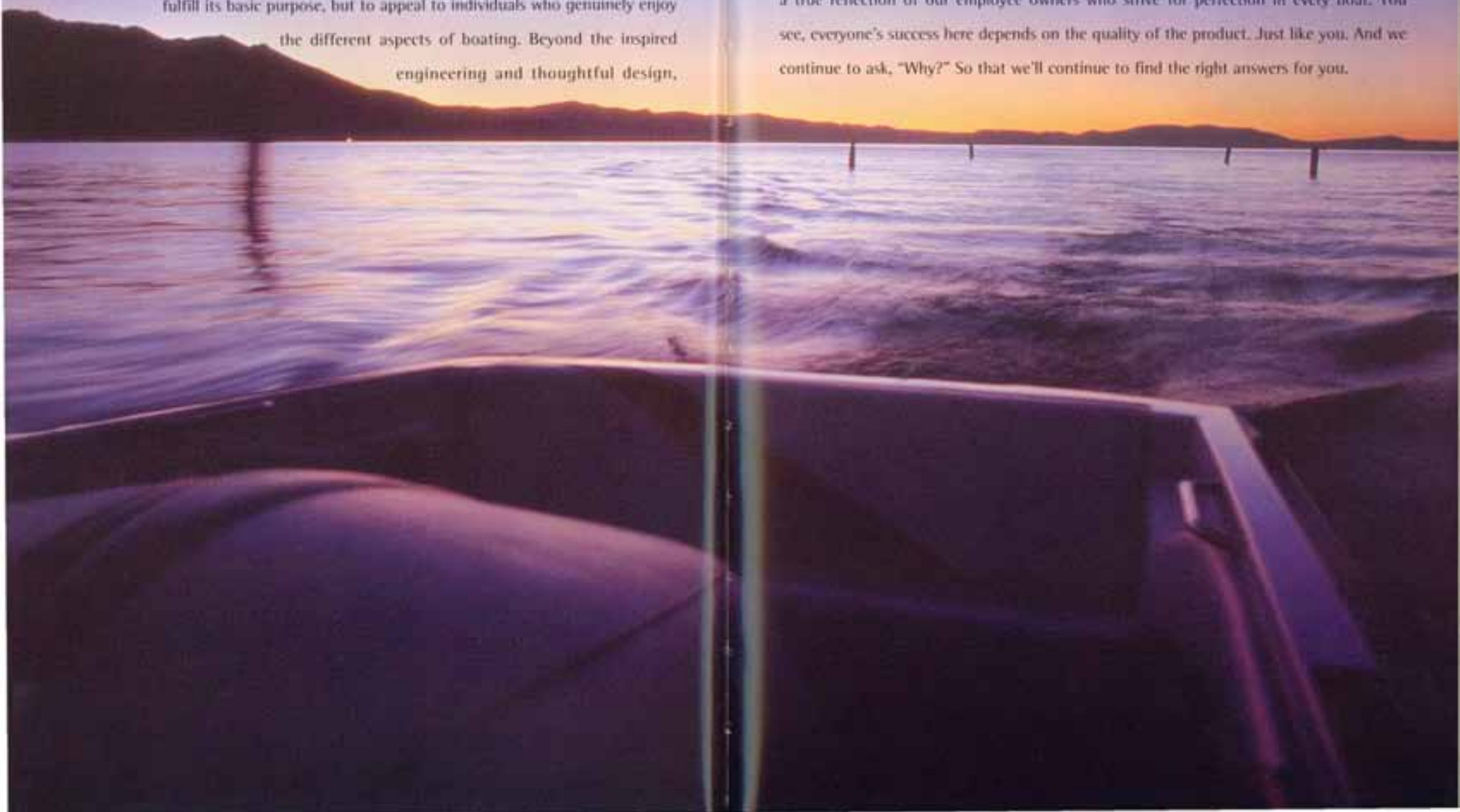
#### SPECIFICATIONS

|                   |            |
|-------------------|------------|
| OVERALL LENGTH:   | 20'        |
| BEAM:             | 86"        |
| DRAFT:            | 16"        |
| SEATING CAPACITY: | 6 PERSONS  |
| WEIGHT:           | 2,100 LBS. |
| FUEL CAPACITY:    | 27 GALLONS |

## Ownership

Most boat companies design boats to appeal to the greatest possible number of people. So all the design elements are about the same, as vision yields to research statistics and originality gives way to compromise. At Malibu, we think a little differently. Instead of making the usual assumptions and following the crowd, we always ask, "Why shouldn't every boat make a unique statement?" So we design each of our models to not only fulfill its basic purpose, but to appeal to individuals who genuinely enjoy the different aspects of boating. Beyond the inspired engineering and thoughtful design,

every Malibu is also the product of our dedication to quality. And we asked, "Why shouldn't a warranty fully reflect the confidence we have in that quality?" So we back every boat with our exclusive Transferable Lifetime Limited Warranty. A warranty tailored for owners that will sell their Malibu within the first two years and pass on the confidence to the second owner. Your peace of mind in not requiring our warranty service is a true reflection of our employee owners who strive for perfection in every boat. You see, everyone's success here depends on the quality of the product. Just like you. And we continue to ask, "Why?" So that we'll continue to find the right answers for you.



# Options



Hot water shower



2 or 3 outlet heater



JVC stereo packages



Pop up cleats



Boat cover



Bimini top



Flightcraft Barefooter  
swivel bucket seats



Clock

Depth finder



# Specifications

## Echelon Features

Under Bow Ski Storage,  
Lighted Bow Storage,  
Lockable Bow Storage

## Echelon LX Features

Center Ski Locker,  
Storage Under Bow Seats,  
Tonneau Cover

## Standard Features

CompuTron ATD, Fiberglass Hull, Deck, Stringers, and Floor Liner, Adjustable Drivers Seat, All Stainless Steel Hardware, Automatic Bilge Pump System, Automatic Blower Operation, Carpeted Motor Box Base, Circuit Breakers, Chrome Gas Cap, Chrome Gas Vent, Coaming Pads, Convex Rear View Mirror, Driver's Air Lumbar Support, Dual Airguide Speedometers, Easy Clean Bilge FibECS II, Gas Motor Box Lifts, Heavy Duty 22 oz. Syntec Marine Carpeting, Horn, Hydra-Phonic Dampening System, Indirect Storage Lighting, Integrated Gelcoat Graphics, Interior Safety Handles, Lighted Gunnel Storage, Lockable Glove Box, Mercruiser Audio Alarm Warning System, Integrated Ice Chest, Netted Storage, Oversized Cup Holders, Padded Motor Box with Stainless steel Hinges, 12-Volt DC Power outlet, 5-color Gelcoat, Patented Swivel Head Pylon, Polyethylene Fuel Tank, Polyethylene Seat Frames & Bases, Rear Ski Storage, Rear Sun Deck, Recessed Driver's Footwell, Removable Rear access Panel, Removable Swim Platform, Side Gunnel Ski Storage, Smoked Glass Stereo Cover, Stainless Steel Rails, Safety Handles, Step Pads, Surged Carpet Edges, Tachometer, Tilt Steering, Transom Grab Handle, Triple Fins, Wrap Around Walk-Thru Tempered Safety Glass Windshield, Heavy Duty Transom Tie Down Rings, Transferable Limited Lifetime Warranty

## Response Features

Under Bow Ski Storage,  
Lighted Bow Storage,

## Response LX Features

Under Bow Seats Ski Storage  
Full 2 Person Observer Seat

## Standard Features

Fiberglass Hull, Deck, Stringers, and Floor Liner, Adjustable Drivers Seat, All Stainless Steel Hardware, Automatic Bilge Pump System, Bow Ski Storage, Carpeted Motor Box Base, Circuit Breakers, Chrome Gas Cap, Chrome Gas Vent, Coaming Pads, Convex Rear View Mirror, Easy Clean Bilge, Driver's Air Lumbar Support, Dual Airguide Speedometers, FibECS II, Gas Motor Box Lifts, Heavy Duty 22 oz. Syntec Marine Carpeting, Horn, Hydra-Phonic Dampening System, Indirect Storage Lighting, Integrated Gelcoat Graphics, Interior Safety Handles, Lighted Bow Storage, Lighted Gunnel Storage, Lockable Glove Box, Mercruiser Audio Alarm Warning System, Integrated Ice Chest, Netted Storage, Oversized Cup Holders, Padded Motor Box with Stainless steel Hinges, 12-Volt DC Power outlet, 4-color Gelcoat, Patented Swivel Head Pylon, Polyethylene Fuel Tank, Polyethylene Seat Frames & Bases, Rear Sun Deck, Recessed Driver's Footwell, Removable Rear access Panel, Removable Swim Platform, Side Gunnel Ski Storage, Smoked Glass Stereo Cover, Step Pads, Surged Carpet Edges, Tachometer, Tilt Steering, Transom Grab Rail, Triple Fins, Wrap Around Walk-Thru Tempered Safety Glass Windshield, Heavy Duty Transom Tie Down Rings, Transferable Limited Lifetime Warranty

## Sunsetter Features

Carpeted Motor Box Base,  
Easy Clean Bilge,  
Hydra-Phonic Dampening System

## Sunsetter VLX Features

Motorized Engine Hatch  
Rear Seat Storage  
Engine Hatch Storage

## Standard Features

Fiberglass Hull, Deck, Stringers, and Floor Liner, Adjustable Drivers Seat, All Stainless Steel Hardware, Automatic Bilge Pump System, Center Floor Ski Locker, Circuit Breakers, Chrome Gas Cap, Chrome Gas Vent, Coaming Pads, Convex Rear View Mirror, Driver's Air Lumbar Support, Dual Airguide Speedometers, FibECS II, Gas Motor Box Lifts, Heavy Duty 22 oz. Syntec Marine Carpeting, Horn, Indirect Storage Lighting, Integrated Gelcoat Graphics, Lighted Gunnel Storage, Interior Safety Handles, Lockable Glove Box, Mercruiser Audio Alarm Warning System, Integrated Ice Chest, Netted Storage, Lockable Bow Storage, Oversized Cup Holders, Padded Motor Box with Stainless Steel Hinges, 12-Volt DC Power outlet, 4-color Gelcoat, Patented Swivel Head Pylon, Polyethylene Fuel Tank, Polyethylene Seat Frames & Bases, Rear Ski Storage, Rear Sun Deck, Recessed Driver's Footwell, Removable Rear access Panel, Removable Swim Platform, Side Gunnel Ski Storage, Smoked Glass Stereo Cover, Stainless Steel Bow Rails, Storage Under Bow Seats, Interior Safety Handles, Step Pads, Surged Carpet Edges, Tachometer, Tilt Steering, Tonneau Cover, Transom Grab Rail, Triple Fins, Wrap Around Walk-Thru Tempered Safety Glass Windshield, Heavy Duty Transom Tie Down Rings, Transferable Limited Lifetime Warranty.

## Echelon Options

Deluxe Wood Grain Dash, Steering Wheel & Throttle Knob, Bimini Top, Bow Lifting Eye, Boat Cover, Heater (2 or 3 outlet), Deluxe 40 oz. Syntec Marine Carpeting, Hot Water Shower, Pop Up Cleats, Porcelain Gray Rub Rail, Silent Rider Exhaust System

## Response Options

5-Color Gelcoat, Analog Clock, Bimini Top, Bow Lifting Eye, Boat Cover, Depth Meter Alarm, Heater (2 or 3 outlet), Deluxe 40 oz. Syntec Marine Carpeting, Hot Water Shower, Pop Up Cleats, Porcelain Gray Rub Rail, Silent Rider Exhaust System, Tonneau Cover(LX)

## Sunsetter Options

5-Color Gelcoat, Analog Clock, Bimini Top, Bow Lifting Eye, Boat Cover, Depth Meter Alarm, Heater (2 or 3 outlet), Deluxe 40 oz. Syntec Marine Carpeting, Hot Water Shower, Pop Up Cleats, Porcelain Gray Rub Rail, Silent Rider Exhaust System

## Power

Mercruiser 350 C.I. Magnum H.O. 265 H.P.  
1:1 Gear Ratio Transmission  
(standard)

Malibu Monsoon 350 C.I. EFI/MP H.O. 320 H.P.  
Mercruiser 350 Black Scorpion EFI/MP 315 H.P.  
Mercruiser 350 C.I. Magnum EFI H.O. 290 H.P.  
(available)

## Sound Systems

JVC AM/FM, CD Changer, 240 Amp, Subwoofer with 4 Speakers  
JVC Removable Face AM/FM Cassette with 4 Speakers  
Removable Malibu Boats AM/FM Cassette with 4 Speakers

## Tantrum

Fiberglass Hull, Deck, Stringers, and Floor Liner, Adjustable Drivers Seat, All Stainless Steel Hardware, Automatic Bilge Pump System, Bow Ski Storage, Carpeted Motor Box Base, Circuit Breakers, Coaming Pads, FIBECs, 16 oz. Syntec Marine Carpeting, Horn, Interior Safety Handles, Mercruiser Audio Alarm Warning System, Netted Storage, Oversized Cup Holders, Padded Motor Box with Stainless Steel Hinges, 12-Volt DC Power outlet, Patented Swivel Head Pylon, Polyethylene Fuel Tank, Polyethylene Seat Frames & Bases, Removable Rear access Panel, Side Gunnel Ski Storage, Step Pads, Tachometer, Transferable Limited Lifetime Warranty, Heavy Duty Transom Tie Down Rings

## Tantrum Options

Bimini Top, Boat Cover, Dual Airguide Speedos, Pop Up Cleats, Silent Rider Exhaust System

## Power

Mercruiser 350 C.I. Magnum H.O. 265 H.P.  
1:1 Gear Ratio Transmission  
(standard)

Malibu Monsoon 350 C.I. EFI/MP H.O. 320 H.P.  
Mercruiser 350 Black Scorpion EFI/MP 315 H.P.  
Mercruiser 350 C.I. Magnum EFI H.O. 290 H.P.  
(available)

## Flightcraft

All Fiberglass Hull, Deck, Stringers, and Floor Liner, Adjustable Drivers Seat, All Stainless Steel Hardware, Automatic Bilge Pump System, Bow Ski Storage, Center Floor Locker, Circuit Breakers, Coaming Pads, Convex Rear View Mirror, Driver's Air Lumbar Support, Dual Airguide Speedometers, Heavy Duty 22 oz. Syntec Marine Carpeting, Horn, Indirect Storage Lighting, Integrated Gelcoat Graphics, Interior Safety Handles, Lighted Bow Storage, Lighted Gunnel Storage, Lockable Glove Box, Integrated Ice Chest, Netted Storage, Oversized Cup Holders, 12-Volt DC Power outlet, 5-color Gelcoat, Patented Swivel Head Pylon, Polyethylene Fuel Tank, Polyethylene Seat Frames & Bases, Rear Sun Deck, Recessed Driver's Footwell, Side Gunnel Ski Storage, Smoked Glass Stereo Cover, Stainless Steel Rails, Step Pads, Surged Carpet Edges, Tachometer, Tilt Steering, Transferable Limited Lifetime Warranty, Transom Grab Handle, Heavy Duty Transom Tie Down Rings

## Flightcraft Options

Barefoot comp Package: Swivel Buckets & Aft Speedo, Bimini Top, Bow Lifting Eye, Boat Cover, Depth Meter Alarm, Deluxe 40 oz. Syntec Marine Carpeting, Power Steering, Pop Up Cleats, Porcelain Gray Rub Rail,

## Flightcraft Power

EFI Mercury 200 XRI Outboard 200 H.P.  
(standard)  
EFI Mercury 225 XRI Outboard 225 H.P.  
EFI Mariner Magnum 200 H.P.  
(available)

## Sound Systems

JVC AM/FM, CD Changer, 240 watt Amp, Subwoofer with 4 Speakers  
JVC Removable Face AM/FM Cassette with 4 Speakers  
Removable Malibu Boats AM/FM Cassette with 4 Speakers



## The Malibu Transferable Lifetime Limited Warranty

Malibu is confident about the quality and level of craftsmanship that goes into the building of every Malibu boat. That's why we provide the only Transferable Lifetime Limited Warranty. A warranty tailored for owners that will sell their Malibu within the first two years and pass on the confidence of Lifetime Limited Warranty to the second owner.

Malibu is the official towboat of the U.S. Open, The U.S. Ski Team, The U.S. Barefoot Open, The National Barefoot Figure Eight Championships, The Tommy Bartlett Waterski Show, and the Show Ski Nationals.

Malibu extends special thanks to the following for their outstanding support and energy in producing the Book: To all the models and athletes for making all the shots look warm...when we all know better, To the Tahoe Keys Marina for their continued support, To the "Pit Crew", Clyde, Dan, Rick and Ted...thorough as always, Chris, Piggy and Mark for the unbelievable accommodations, And to Bob for the great concept.

Art Direction/design: Kurt Parker  
Photography: Tom King  
Copy Writing: Paul Singer  
Printing Coordination: Kevin Minto

Corporate Headquarters: 1861 Grogan Av. Merced, CA 95340 (209) 383-7469  
E-mail: info@malibuboats.com  
5075 Kimberly Av. Loudon, TN 37774 (423) 458-5478  
Australian Headquarters: Unit 3, 838 Hope Ct., Albury 2640 (060) 401174



*Malibu Boats*

Breaking New Ground  
Making New Rules