


2003 MALIBU BOATS NEW LEADER NEW RULES






malibu



01 <b>Mo</b> momentum		
92 <b>Le</b> leader	82 <b>Tr</b> tradition	09 <b>Vi</b> visionary

There's a myth that when you're number two you try harder. We say it's a myth because after 20 years of **building award-winning boats**, we're comfortably sitting in the number one position, and still we outdo the competition every year. We keep the momentum going – we are aggressive by nature, so it only makes sense for us to continue to improve our product. We pushed ourselves from the very beginning, and we have never stopped to look over our shoulders. Isn't that how you approach your recreation? We owe you nothing less than our best effort, so you, too, **can keep the momentum going.**

When you ride behind one of our boats, it's easy to increase the velocity of your motion and push yourself to achieve more than you thought possible. We apply that same notion to our product; because last year's good idea can lead to this year's engineering breakthrough. Just making the best boats in the water sports industry simply isn't enough. The best athletes are continually analyzing their moves, trying new ideas and seeking more efficient ways to perform at a peak level. Our team of engineers is just the same – we want our boats to be at peak performance all the time, every time, so you can make the best of a good thing.





	02 <b>Eg</b> ergonomics	
cmyk <b>Dn</b> design	850 <b>Cm</b> components	11 <b>Eh</b> enhancement

Others may emulate our designs, but if you can't see the forest for the trees, it's tough to duplicate the system. Take our Borg-Warner electro-mechanical gauges for example. Perfectly shrouded from the sun, these 5" gauges are **thoughtfully positioned** and easier to read, providing critical information at a glance. Yet without our Paddle Wheel speedometer sensors for unimpeded accuracy, all that technology is worthless. Even the not-so-critical information such as standard water and air temperature is just a glance away. Our new, optional driver's seat heater keeps you warm and comfy even on crisp mornings.



The leather-wrapped throttle knob disguises a complex zero-friction throttle system designed to elevate the boat's

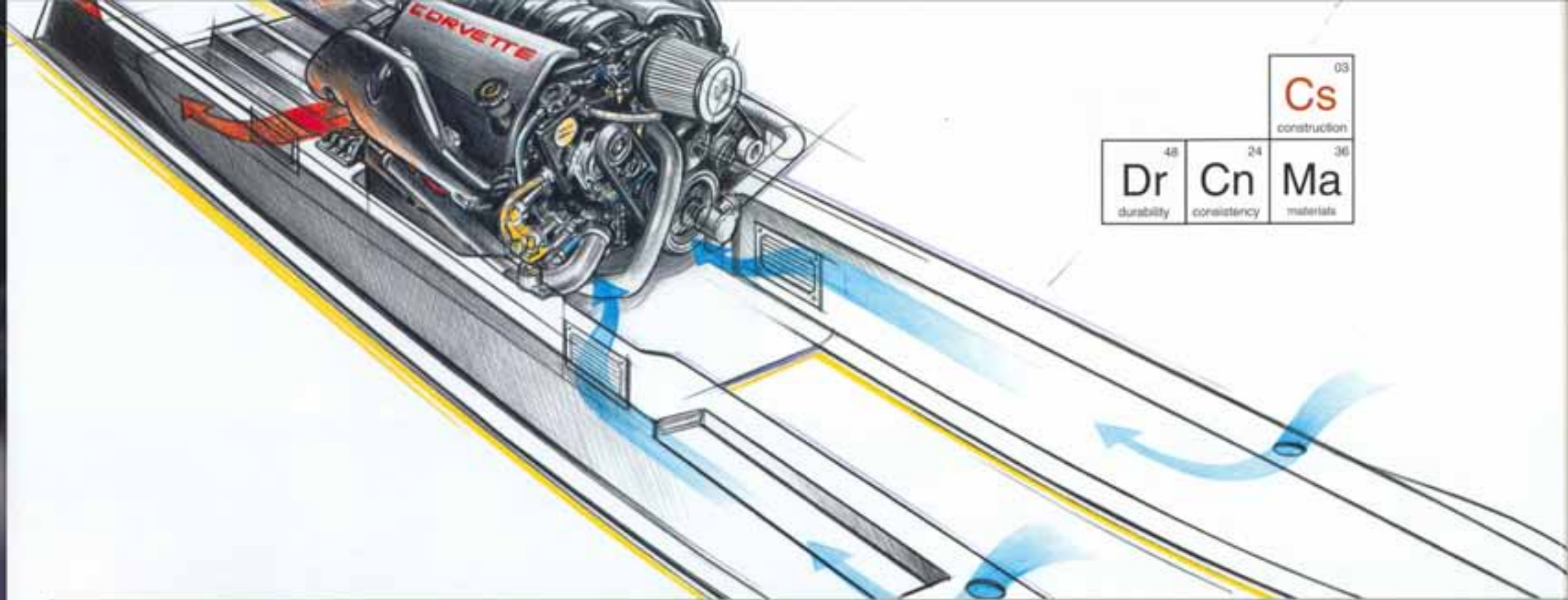
Details. From the pleasing touch of a switch's curve to the placement of a pop-up bow light for unobstructed lines, are as important as their functionality. When it all fits together perfectly we have created one, harmonious, integrated system. It's called craftsmanship.



# CRAFTSMANSHIP

Sometimes what we think we see is an illusion. Take the aspen tree, for example. You see a stand of individual trees, but as it turns out each tree is connected – a forest of gold turns out to be one, intricately complex organism that might cover hundreds of acres. What you are looking at is not just a group of trees, but a miraculously interrelated system that **functions harmoniously, disguised as single trees.** It's the same with Malibu's ergonomic designs. We don't just design individual components. They are each related to the other in a system not necessarily visible to the casual observer.





		03 Cs construction
48 Dr durability	24 Cn consistency	36 Ma materials


Every system that works well has a solid, reliable foundation. Ours is the Malibu Boats patented Fiberglass Engine Chassis System (FibECS). Designed by a laminate engineer utilizing computer stress modeling techniques **FibECS has performed flawlessly since its 1993 inception, resulting in zero failures over 23,000 boats.** This proven technology insures Malibu boats are the quietest and most durable on the water. A thing of beauty, the FibECS design incorporates through-bolted engine mounts, wood-free construction, nil vibration and flawless gelcoat. Even the wire looms are properly wrapped and routed through the system. Within the system, Active Air Induction increases air flow to the engine for greater overall acceleration. Hydrophonic dampening provides additional stiffness surrounding the prop shaft and utilizes the natural dampening qualities of water to reduce prop thrust for vibration-free comfort.

employed a wealth of highly advanced components and lamination techniques, all designed to maximize the boat's performance and stand up to its lifetime warranty. We select our building materials as meticulously as we test our designs, to ensure we're building the best boat possible. You can count on it.

# INCH x INCH



Our patented swivel head pylon and mounting system were first tested with over 2,000 pounds of lateral resistance. Malibu engineers won't sign off approval on any component or system until it passes tests in the most extreme conditions.



Every Malibu is built with multiple layers of bi-directional and tri-directional fiberglass along with an industry leading ceramic core for a lighter, stiffer and stronger construction. Malibu's exclusive MSST (Malibu Sound Suppression Technology) is standard on all Sport-V models and available on all other models. MSST eliminates prop-thrust vibration through the use of an exclusive laminate material.







# HORSEPOWER


## ENGINES

Corvette LS1 @375hp EFI-PFI  
Monsoon @335hp EFI-PFI  
8100 Vortec @425hp EFI-PFI


Tq <sup>66</sup>	Sp <sup>55</sup>	Re
torque	speed	reliability


Four engines with a rare pedigree: nine Boat of the Year awards, six world records and the distinction of being named one of Ward's 10 Best Engines in the world. **Malibu offers a stable of thoroughbreds from which to choose.** We are demanding of our engine partner Indmar Marine Engines, insisting on durability, torque and power which we back with a comprehensive 3-year warranty that even covers fuel and electrical system. You can bet on these; they're all Triple Crown winners. Despite the six world records and four Boat of the Year awards powered by the Monsoon, our engineers teamed with Indmar Marine Engines to develop a new intake manifold to increase horsepower to a whopping 335. The Hammerhead 375 is a staple of our larger, Sport-V series, where it excels to the degree of smaller performance boats. Developing 375 horsepower and 387 ft. lbs. of torque, the Hammerhead leaves nothing to be desired for the power hungry. The Malibu exclusive Corvette LSI has the distinction of being named "one of the 10 best engines in the world" by Ward's Autoweek. The 8100 Vortec, standard in the Sunscape 25 LSV and optional for the Sunscape 23 and Wakesetter LSV, develops 425 horsepower and over 500 ft. lbs. of torque, providing plenty of power through the home stretch.

HammerHead@375hp



Just as a well-built boat is the result of a wholly integrated system, a great performance is the result of a number of components. In a Malibu boat, performance is much more than a horsepower rating or the execution of a tight turn. **It's about mastering the water, and its temperament.** It's the confidence of proven Malibu engineering, backed up by exhaustive testing; the sure reflexes of Instantaneous Response Technology (IRT). If you choose, it includes the exclusive hydrofoil technology Malibu calls the Wedge, for its enormous wake building capabilities. It's knowing that what you drive has been so thoughtfully designed and so thoroughly tested that you are free to focus on the touch, the feel, the finely-tuned handling of a machine that becomes an extension of your thoughts. Every component has been selected with great scrutiny and tested in union with other performance components for perfect symmetry. You are the only untested factor. Tune up, then conduct your own symphony on the water.






The Wedge

Easier to deploy than water bags for hull displacement, and safer, the Wedge employs Malibu engineering to maximize wake size without adding drag. It caused a sensation when we first introduced it and kudos from our customers when we made it available for any Malibu hull last year. With Wedge technology at your disposal, the only limits to what you can do on a board are self-imposed. Technology that works for you, not against you.

# THE POWER OF POSITIVE LISTENING

Paddle Wheel Sensor



Rock and Pinion Steering



Our custom-machined underwater gear and propellers are CNC machined, not cast. It's part of the process of honing each element of Malibu's performance components for finely tuned success. Our hulls and decks are designed utilizing CAD software and precisely developed by CNC machinery. That's why our SV23

and SV23 Diamond hulls not only excel in competitive conditions, but also handle the roughest water. We use Paddle Wheel speed sensors, not less expensive pickup, because they don't clog and offer greater accuracy. Each Malibu is equipped with Rock & Pinion steering in place of common, ordinary steering



75 Lx luxury	87 Ch choice	69 Fl fulfillment
	06 Er enrichment	


MP3 Plug-in



Malibu boats enable you to escape the mundane, from the moment you sit down in our precisely stitched, ergonomically formed seats. **Featuring the world's finest 36 oz. Marine vinyl**, French stitching and orthopedically designed variable-density foam, you quickly realize you are sitting in planned comfort, with everything you need in easy reach. Many models feature a hand-stitched and wrapped dash extending from driver to passenger side, for luxurious fit and finish and added noise reduction. With our true customization options, you can create a boat that is uniquely you. Make your own music with the finest stereo components from JBL, and speakers thoughtfully designed by Infinity. Factory installed JBL stereos now feature a standard MP3 plug-in for even greater versatility.

Your comfort is our priority. Walk-through open bows feature standard wind-blocks and bow insert cushions for superlative passenger comfort. Driver's seats are equipped with a new adjustable automotive style lumbar support and offered with an industry first, a heating element.

Enrich your life by expressing yourself. Pick the stereo you want, the graphics you prefer and then decide from among thousands of color combinations. Make it your Malibu.



**ITS LIKE YOUR FOUR SHOT ESPRESSO**



PERFORMANCE SERIES

Response/Response LX 19

Response Barefooted 20

Response LX 22

Sportster/Sportster LX 24



There are different types of competitors. Some people focus on their opponent, while some concentrate on their own performance.

Malibu's performance series boats are well suited to every type of competitor. We've pulled six world record performances and countless personal bests. Moments of glory are scattered throughout our history, both recorded for posterity and left to blurred memory. Still, the endorphins released when you execute that perfect run are the same, and the boat to help you find that pleasure center again and again is a Malibu.



EV  
RLX

Drive by in this and you won't see a hint of envy. It will be much more obvious than that.



RESPONSE/RESPONSE LX

Team Malibu skier: Chris Parrish

If your particular adrenaline rush comes from competition, be it competition against your own limitations or against others, there is only one serious choice – Malibu's Response series. Slalom, trick, barefoot or jump. The discipline doesn't matter – this boat is the best pull, regardless. Built on the award-winning SV23 Diamond hull, the **Response has won more Boat of the Year awards, and pulled more world records, than any other ski boat.** Soft, flat wakes, pinpoint turning and heart-thumping power have combined to seal the reputation for this tournament tow boat. But the luxuriously appointed interior, optional open bow and Malibu quality components appeal to those seeking to improve their fun as well as their passion. Ignite the fire within you with a Response.



We've upgraded the 2003 Response to include new air and water temperature readouts. Our driver's seat includes automotive style lumbar support. We're also offering the optional Monsoon 335 engine, which gets 335 hp and over 390 lbs. of torque. Our 4-color in the mold gel coat graphics scream quality craftsmanship, and our CNC machined propeller prohibits cavitation while providing an extra mile per hour at top speed. Find out for yourself why this boat has pulled six current world records and continues to provoke reviews like that of Powerboat Magazine, which called it "the epitome of the tournament ski boat."



The Response may be perfected for performance, but it's also got that touch of Malibu quality demanding customers expect, like ample space to keep your equipment stored safely out of the way.





The exterior of the Response Barefooter features a thick panel of gel coat between the rubrail and the first chine line, set off by a flood of base color above and below. To accentuate the extreme look of the Barefooter, a set of custom drip-molded decals have been designed specifically for this boat.



Our easy-to-read switch panels are within grasp of the driver's fingertips, logically placed and clearly labeled for identification at a glance. Drivers will enjoy the same molded steering wheel, with its brushed titanium look and ergonomically pleasing grip, as well as the redesigned throttle knob for extra comfort. Offering professional level barefoot performance and sanctioned for pro tournaments by the American Barefoot Association and USA Water Ski, nothing stands between you and world class performance with the Response Barefooter. It is the boat of choice for world champion Ron Scarpa.

Nobody said you have to be a slalom skier to be dazzled by the performance of the Response. **The 2003 Response Barefooter transforms the four-time "Ski Boat of the Year" winner into a fierce competitor ideal for the intensity of barefoot performance.** World-class competitors, like Ron Scarpa, demand the Response Barefooter, powered by the blistering Hammerhead 375hp engine, and harnessed by the precisely crafted SV23 Diamond hull. Replete with barefoot-specific amenities, such as two judges' seats, a flush mounted rear-facing speedo and the new Scarpa Suppression Plate; it has both the driver's seat lumbar support and the new air/water temperature gauges standard on other 2003 Response models.

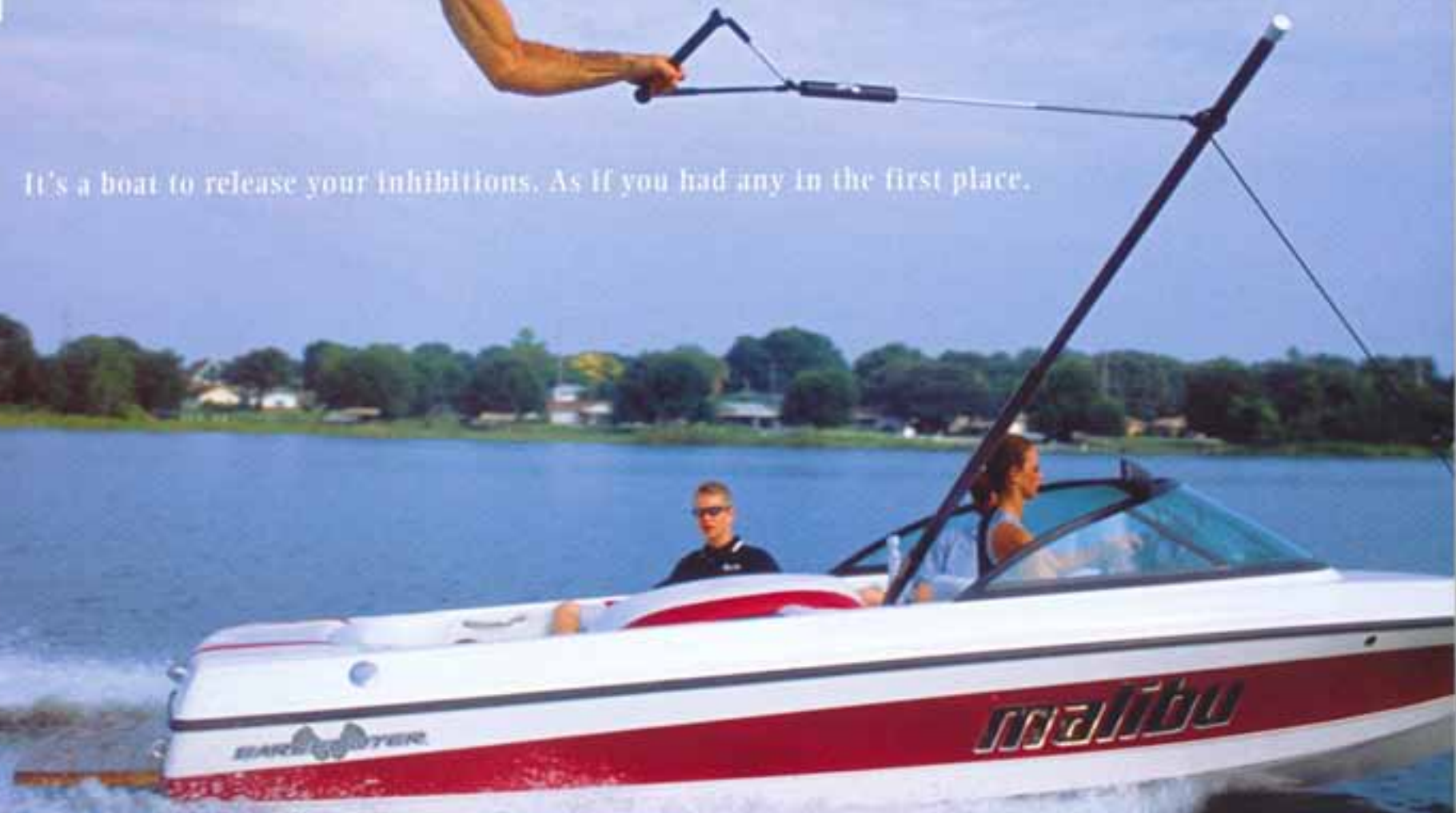


20

RBF



It's a boat to release your inhibitions. As if you had any in the first place.



RESPONSE BAREFOOTER

World Champion Ron Scarpa

**RESPONSE LXI**

The next generation

The Response LXi. Coveted by superheroes everywhere.



20.5

LXi



Malibu has rewritten the story for family ski boats with its 2003 Response LXi. Harboring the competitive soul of a Malibu Response, layered in comfortable folds of space that has been widened and fitted with a walk-through bow, **it offers a heroic journey for every discipline, with power and wakes for all three events.** The expansive interior, packed into a compact professional 3-event hull, is familiar and new at the same time. It has the familiarity of Malibu's award-winning Response, the non-existent wakes of its SV23 Diamond hull, with interior space to spare. Digitally designed by Malibu engineers and precision cut with the help of a giant laser precise CNC machine, the Response LXi jumped from concept to reality to make dreams come true.

Generous streaks of gel coat color drive home the powerful feeling of the sleek, computer-generated design. Stainless steel highlights are scattered about the Response LXi, including a stainless steel rubrail, through holes and the industry's first, corner-mounted rear exhaust vents.



The 2003 Response LXi features wider walkways surrounding the motor box, conveniently opening up access to a spacious walk-through bow. A new post-less molded windshield, accented with a glimmering stainless-steel top rail, contributes to the boat's speedy profile and style. Power turns are precisely corralled by fingertip control made possible with Malibu's Instantaneous Response Technology (IRT). Add the optional Wedge and reach new heights. Drink holders, built-in coolers and spacious storage are Malibu design elements that enhance family outings. The locking rear storage is protected by a split-lid hatch, which pulls up from the middle and allows easy storage access from the back seat and the swim platform.



Tuck your equipment out of the way and enjoy the maneuverability and control of the Sportster's ride. The 310-horsepower Vortec engine handily outperforms boats that cost twice as much and makes the Sportster one of the fastest models in the Malibu fleet. Enjoy the satisfaction of owning a Malibu, even if it's your first performance boat. We put 20 years of excellence behind the design, and you get a Transferable Lifetime Warranty.



Malibu engineers infused this new, 2003 design with three custom colors of fine G & T Marine vinyl to create waves of color throughout the interior. The new dash and throttle console feature 5" Servo instrumentation and illuminated rocker switches positioned for fingertip control.



The Malibu Sportster series offers the optimum combination of comfort, performance, style and quality Malibu construction plus finance friendly support. **It's a tough combination to beat for the no-nonsense buyer.** You get the same Malibu quality construction; with the little touches that put this performance towboat into a luxury category you won't find anywhere else for this price. As with our other models, this year's Sportsters include automotive-style lumbar support in the driver's seat, our all new air/temperature gauge, and unlimited color choices. We use the same high-quality components, such as our CNC machined propeller and our unique, one-piece fiberglass composite floor with sound-dampening enhancement for a whisper-quiet ride.

SPORTSTER/SPORTSTER LX

The best ski boat buy on the market

It's like dancing to Old Blue Eyes on the hips of The King.

SPORTSTER LX



It's about losing your inhibitions and going for broke. Freedom of expression reigns supreme in a sport that celebrates individuality and shuns the herd mentality. Wakeboarding embraces the enthusiastic call to get airborne and see just where your imagination will land you. The momentum of the creativity continues to build and Malibu is right there with you, offering a variety of wakeboard boats to suit your personal style. Our Wakesetter series offer wide, rampy wakes, power enough to fulfill your fondest flight fantasies, and room for more than a handful of friends.



**WAKESETTER SERIES**

WakeSetter VXX ..... 20

WakeSetter LSX ..... 30

WakeSetter 22 XT ..... 22

WakeSetter 21 XT ..... 24

WakeSetter ..... 16

21

VLX



Some people never get past the teacup ride at Disneyland, for the rest of us there's the Wakesetter VLX.

For professional boarders like world champions Darin Shapiro and Dallas Friday, Malibu's Wakesetter VLX is the equipment choice that doesn't require a second thought. Its rock solid handling, perfect speed control and huge, well-defined wakes ensure they will get the ride they need to perfect their tricks and reach for new heights. **The official tow boat of the Just Ride Pro Tour, Wakestock and Boardstock,** the Wakesetter VLX comes standard with a rear MLS and mid-ship MLS and, this year, 10 more horsepower in the Monsoon 335. Add an optional Wedge 23 and you can boost factory-installed weight to an equivalent of 1900 pounds of ballast. You don't have to be a pro to appreciate the outstanding performance of the Wakesetter VLX, but you may aspire to be one after you try it out.



Standard choices for the VLX include either the Titan or ECI collapsible tower, but this year you can also choose the optional Illusion Tower, so called because even when still it gives the impression of forward motion. Designed by Malibu's ever-creative engineering team, the Illusion tower eliminates any driver view blockage forward and perfectly complements the curvaceous lines of our wraparound windshield while maintaining strength and eliminating deck stress.



The VLX is more than a professional quality towboat. It offers the luxurious interior and stowage space you would expect to find in any top of the line boat. Malibu understands it's not enough to have the power and wakes for a world-class performance, it's important to enjoy the ride as well.



Team Malibu.com Gerry Nunn

With room enough to stow all equipment, the LSV interior gives passengers plenty of space to find their own and let everyday concerns slip away.



Choose either the Titan or ECI standard collapsible towers, or this year's optional Illusion Tower to please every style rider. Combined with the center-mounted Malibu Launch System (MLS), rear-mounted 400-pound dual hard tank ballast and standard Wedge, the LSV offers all the tools for an exceptional ride. The rest is up to you.

The Wakesetter LSV is spacious enough to hold 13 people without feeling crowded. Its standard Wedge and MLS enable riders to tweak the wakes to suit their style. Infused throughout with Malibu's Sound Suppression Technology (MSST), ride noise is reduced to a minimum. *WaterSki Magazine* editors summed it up when they said it's unquestionably "... a great rider's boat," but added "... it's also a beautiful luxury cruiser." Our integrated dash and automotive style lumbar swivel driver's seat guarantee driving pleasure and the new standard Monsoon 335 offers another 10 horsepower for an extra kick.



WAKESETTER LSV

Expansive interior, lavish comfort.

23

LSV

At first we worried about pairing up luxury with performance, but now the two are inseparable.





With so much to say about the Wakesetter 23XTi, how about Towboat of the Year for starters.

23

XTi



When the Wakesetter XTi was elected "2002 Towboat of the Year," Malibu's engineers took a moment to celebrate, then immediately set out to improve it. **It's their habit to critique the work others praise and try to make it even better.** The result is an enhanced version for 2003 that still coordinates Malibu's award winning SV23 Diamond Hull and Instantaneous Response Technology (IRT) with Direct Drive maneuverability and V-Drive comfort. The upgraded Monsoon 335 engine purrs beneath the familiarly large sundeck. A standard collapsible tower and Wedge, plus more than 900 pounds packed into the Malibu Launch System (MLS) makes it clear this boat means business when it comes to towing.

Although drivers will appreciate the enhancements made to the cockpit, with its adjustable lumbar and standard air/water temperature gauge, passengers will feel as pampered as before. The wrap-around rear lounge still offers the removable table and a 36-quart cooler to hold a generous supply of rider's rations. Forward riding passengers have access to their own treats in the bow ice chests. Oversized drink holders are scattered throughout in just the right places. Malibu Wakesetter tattoo decals identify the 23 XTi as a rider's boat, but the direct-drive handling and interior extras serve as reminders that this boat goes way beyond the basics for towing.



There's always room for fun in the spacious wrap-around rear lounge of the Wakesetter 23 XTi. The



A slightly smaller version of our 2002 Wakesetter XTi, the 2003 Wakesetter 21 XTi offers enough launching power to satisfy even the biggest air riders. With either a standard Titan or Swoop tower, the center-mounted 310 Vortec engine drives the Wakesetter 21 XTi's wave-making 5V23 Wake Hull. This is the same hull that trenches up walls of water behind the Wakesetter VLX. Accompanied by Malibu's Wedge 23 and the midship Malibu Launch System (MLS), the new Wakesetter 21 XTi can dig through water with a sinking 1500lbs of down force in its standard package.

Enjoy practically bottomless storage and a built-in 27 quart ice chest. Tuck items in gunnel nets, behind the bow and observer seat, in cavernous cubbies and deep side storage channels.



Team Malibu rider: Darin Shapiro



The Wakesetter 21 XTi is the newest cross trainer to grab a spot in the Malibu line-up. This 21-foot long beauty rivals the wakeboard performance of the Wakesetter VLX, with its world class wakes, party spaciousness, Malibu precision handling and stunning good looks. Three distinct seating areas let spent riders party in the rear, driver and observers hold a separate conversation in the cockpit area, and suncatchers stretch out in the bow. The agile Wakesetter 21 XTi partners a direct-drive engine with Malibu's Instantaneous Response Technology (IRT) complete with rack and pinion steering. This combination of sport boat characteristics come together to make the Wakesetter 21 XTi the best handling wakeboard boat on the market. Stainless steel highlights dazzle onlookers who can't help but stare with

WAKESETTER 21XTI

Compromise nothing. Experience everything.

Someone had to be bold enough to do it first.

21

WK



It's like a flight simulator except the wake is real.

Malibu's 2003 Wakesetter makes a mockery of comparably priced boats by packing professional level wakeboard performance into a value price. Powered by its standard 310 hp Vortec engine, the Wakesetter shares the same SV23 pro-making hull as the Wakesetter VLX. There's no mistaking it on the water, as it is drenched in color with Malibu's Wakesetter series tribal art decorating both sides of the exterior. Designed to mold any type of water into board-launching ramps, riders will dazzle envious onlookers.



Team Malibu rider: Joel Cahill



Choose your weapon for the 2003 Wakesetter with either a Titan or ECI collapsible tower. The standard Wedge and mid ship 500 pound Malibu Launch System (MLS), ensures the conversion of any type of water to rider-satisfying ramps. The Wakesetter comes with two, removable, rear-facing launch seats. The new, lockable rear storage center accommodates skis, wakeboards and other accessories, while extras can be stowed in gurnel nets, behind the observer's seat and beneath the bow cushions. Drivers will appreciate the new lumbar adjustable seat, as well as the new air/temperature water gauge. Our new CNC machined propeller prevents cavitation and pushes top speed up by one mile an hour. The Wakesetter is a versatile choice, with a pivot head pylon and 3<sup>rd</sup> fin designed to keep its SV23 hull on track through the slalom course.

FAMILY PERFORMANCE SERIES

Sunsetter 1W 44

Sunsetter 21 XT 42

Sunsetter 23 XT 42



Malibu engineers have designed our Family Performance Series as a viable alternative to one-dimensional ski boats. Marrying water sports performance with spacious comfort and design, these are not your average inboard family ski boats. From the versatile wrap-around interiors of the XTi series to the boundary testing size of the Sunsetter LXi as a tournament tow boat, Malibu has tapped into our deep knowledge of customer desire and water sports requirements to create the boat that will suit your family's style and budget just right.



The self-assured predictability of the Sunsetter LXi's performance, coupled with its ergonomic harmony make driving as desirable as riding. With acceleration and top speed approaching the Response LX, the Sunsetter LXi is an approved tournament towboat that sets the standard for open bow inboard performance. Adaptable to wakeboarding or slalom, it is a versatile, yet luxurious choice for multi-sport families.

The Sunsetter LXi challenges preconceived ideas of what a family performance boat should be. As the 2000 Tow Boat of the Year it proved its viability as a water sports machine. But **its timeless design exemplifies the intelligence and intuitive understanding our engineers** bring to every detail. With the highest performance rating in its class, it puts a new perspective on conventional family boat design. The fine craftsmanship of the interior, the custom four-color exterior that reflects a gel coater's artistry, and the no-compromise performance exemplify all that has made Malibu the dominant name in water sports for the past decade.



At 21.8 feet long and 93.5 inches wide, the Sunsetter LXi offers storage in the bow, behind the observer's seat, in the trunk, along the gunnels and more. An 18 cubic foot locking trunk offers not only safe storage, but doubles as a rear sun-deck. The Sunsetter LXi inspired *WaterSki Magazine* to offer up this assumption: "... a great compromise between space and multi-sport performance, but it doesn't compromise at all in any area."



SUNSETTER LXI

Team Malibu skier: Lucky Lowe

21.8

At full throttle you'll get that queasy feeling in your stomach. That's where it starts getting cool.



You'll never look over your shoulder at another boat again.



21

XTi

SUNSETTER 21XTI



Team Malibu skier: Jason Paredes

Boaters looking for inboard performance with Sport-V accommodations will find the perfect solution in Malibu's new 2003 Sunsetter 21 XTi. **Quick and nimble with a social seating layout**, the Sunsetter 21 XTi cross trainer offers owners the best of two boating worlds and the ability to dominate in any water sport. The precise SV 23 Diamond hull slices through the water powered by the standard 310 hp Vortec engine, and offers the perfect slalom wakes. But when fitted with the Malibu Wedge and midship 500 lb. Malibu Launch System (MLS), boarders will see those soft slalom wakes transformed into rampy, wide swells for big air. No matter what your pleasure, this versatile 21 foot cross trainer fills the need.

Spacious seating in the wraparound lounge will accommodate as many as five adults, with easy access to the 27-quart ice chest. Infinity sound and optional stereo and heater controls make this an extra cozy nook.



While the driver is comfortable in the six-position swivel driver's seat with built-in lumbar support, up to three observers can comfortably share the space next to it. The bow provides ample room for anyone who wants to stretch out and catch a few rays or z's or both. Virtually bottomless storage allows gear to disappear, while gunnel nets make small items easy to find. Deep storage channels extend along the side of the center-mounted engine beneath the party lounge to the rear for larger items. Another large storage cavity behind the oversized observer seat, and additional space in the bow make it easy to stay organized. This agile sports boat is designed with the driver in mind too — gauges are an easy-to-read 5 inches in diameter, and switches are one quick motion away from the molded steering wheel. The Sunsetter 21 XTi partners a direct-drive engine with Malibu's Instantaneous Response Technology (IRT) complete with rack and pinion steering. The winning combination of sports boat characteristics and Malibu technology offer a new interpretation of the award winning XTi concept.



Passengers in the Sunsetter 23 XTi have their choice of premium spots -- from the oversized observer's seat next to the driver, to the leg-stretching room of the bow or a kick-back seat in the rear lounge area, there's room for everyone. The 36-quart ice chest in the rear keeps refreshments handy for observers, while additional coolers in the bow allow for an entirely separate experience. Oversized drink holders scattered throughout let you stake out your favorite post for relaxing and observing. For the first time, Malibu is offering the option to change the look of your Sunsetter 23 XTi from our classic gel coat design by replacing it with the progressive color composition. The Sunsetter 23 XTi is versatile not only in its performance, but in its appearance as well. New brushed aluminum billet emblems throughout announce Malibu quality, class and craftsmanship. A standard stainless steel rub rail enhances not only safety but design. This feature-packed boat can be customized to suit your personal style and sports preference. It's not just Malibu -- it's your Malibu.



One look at the Sunsetter 23 XTi reveals a design created with an expanded family in mind. Whether related by blood or passion for water sports, **the Sunsetter 23 XTi has room to carry 13 people in comfort and style.**

Representing the first successful bridge between v-drive space and d-drive handling, the 23 XTi is powered by a newly pumped Monsoon 335 engine and nestled on 23 feet of an award-winning SV23 Diamond Hull. What does this mean to water sports enthusiasts? Slalom skiers will be amazed by its sheer mass and baffled by its pristine wake. Drivers will settle into the ergonomically tweaked comfort of the cockpit and thrill at the fingertip control through the course. Easily transformed by the Wedge and Malibu Launch System, riders will find their big-air desires handily fulfilled.

SUNSETTER 23XTI

Sometimes you have to go to extremes


Of all the words in the english language to choose from, "Towboat of the year" still has that special ring.




When you are a water sports enthusiast looking for a safer, more sensible configuration than an Inboard/Outboard, the only intelligent choice is Malibu's Sport-V design. There is no comparison in performance and drivability, for the Sport-V design eliminates the bow rise and compromised turning associated with an Inboard/Outboard configuration. Not to mention reduces the expense. For family boating with water sports performance capability, we see no reason to compromise. Neither should you. Malibu has a Sport-V to fit your family and your boating style.

**LUXURY SPORT V SERIES**

Sunscape 21 LSV .....	48
Sunscape 23 LSV .....	52
Sunscape 25 LSV .....	56





A white Sunscape speedboat is docked at a wooden pier. The boat has "SUNSCAPE" written on its side and a small logo. The pier is made of vertical wooden posts. In the background, there is a stone building with large, multi-paned windows. The scene is lit with warm, golden light, suggesting late afternoon or early morning. The water is calm, reflecting the light and the building.

If we didn't tell you this is a family boat you'd never know it.



21

LSV



SUNSCAPE 21LSV

Last year our engineers redesigned the interior of the Sunscape 21 LSV to create spacious, wrap-around lounge seating. We've kept this configuration for 2003, as it has proved appealing to families who enjoy social interaction. For this year, though, **we have enhanced the interior with a hand-sewn interior and dash, with accents of custom color swirling throughout.** The extraordinarily large ice chest is hidden under passenger seating, along with generous storage for all manner of accessories. Whether cruising for pleasure or towing for performance, the driver will enjoy the ergonomically engineered dash, with fingertip access, and the automotive-style adjustable lumbar support in the driver's seat. The precisely tooled SV23 Diamond hull offers the smooth, flat slalom wakes you expect from Malibu, because even in our luxury models, performance is our hallmark.



The built in self-draining 60-quart ice chest is cleverly disguised under the seats, but easily accessed and large enough to carry a day's worth of treats for all the passengers you care to bring along.

Our Malibu Sound Suppression Technology (MSST) is layered into the boat during the hand lamination process – built in technology designed to reduce noise and maximize luxury from the hull up. The sleek hull lines of the Sunscape 21 LSV are accented and enhanced with a sturdy, shimmering, stainless steel rubrail where the hull meets the deck for added safety. The custom graphics follow the flow of this boat's sensuous lines and are highlighted by a black chrome Malibu decal with your choice of silver or gold shadow. The look says quality, the performance, Malibu. It is a winning combination.





*It's a boat for special occasions. Such as anytime you're driving it.*



NEW LEADER IN RULES.

Drivers will luxuriate in their space, centered around a sure-grip steering wheel. The hand-sewn dash features redesigned switch panels and easy to read gauges, including the new air/water temperature readout. The 2003 driver's seat has automotive-style lumbar support, and the redesigned throttle knob is more comfortable to the touch than ever. With cavernous storage, Wedge compatibility and seating for a gaggle of friends, the Sunscape 23 LSV can change gears from relaxed cruise to powerful tow machine as quickly as you can change moods.



Safely stow your gear when you're through being active, then sit back and enjoy the smooth ride and comfort of the premium

If what you dream about is a luxury runabout that doesn't sacrifice towboat performance, the 2003 Sunscape 23 LSV, with **Malibu's Sport-V technology, is an intelligent choice for wish fulfillment.** Roomy enough to enjoy a cruise with friends, but fueled with the power and performance to satisfy your passion for water sports. No need to compromise when you can have it all. Let your cares melt away as you flip on the stereo and enjoy your favorite tunes. Our MSST (Malibu Sound Suppression Technology) is built right in to the hull to provide the quietest ride possible.



© 2002 Malibu Boats, Inc. Jill Knutson

23

LSV





A Webster's dictionary can define luxury and performance, but who wants to ski behind one.





**SUNSCAPE 25LSV**

The most talked about boat on the market



You will know the Sunscape 25 LSV by the beating of your heart. You will know it by the pull it has on your imagination. You will know it before you drive it because Malibu's Sunscape 25 LSV beckons you. The extraordinary design of Malibu's award winning sport boats has been deepened, widened and applied to an enormous 25-foot hull. It will haunt your imagination, for the Sunscape 25 LSV is the boat to handle larger bodies of water and transport you in style while maintaining Malibu's performance standards. It is a rare combination



that goes beyond a cruising boat, but offers the safety of our Sport-V technology with an unexposed prop. The water sports enthusiasts will appreciate the pull, the passengers will appreciate the space available to them. From the bow lounge to the bench seating in the middle of the boat, there is room enough for everyone.

Storage throughout the Sunscape 25 LSV lets you leave things aboard without worrying about space. A swivel passenger seat next to the driver's offers flexibility for cruising when you aren't towing and don't need an observer. There's even room for a small head, which makes all-day cruising both possible and convenient. A table for the middle area makes picnicking a cinch.



A six-position power seat, with automotive style lumbar support, pampers the driver. The feature-rich dash and throttle console includes 5" Servo instrumentation, air/water temperature gauge, and much more – all at the driver's fingertips. Zero-friction throttle cables enhance the driver's experience.






We are relentless in our pursuit of perfection. We recognize that the elite pro riders and skiers are too, which is why we value their input. **Malibu believes it's vital to stay attuned to the top level water sports enthusiasts so that we can build better boats—for you.** We gladly lend our support, and our name, to a variety of events — the U.S. Open, the Just Ride Series and others — as well as ski schools and clinics. We encourage these tough critics to test us, and often they pound out world records in the process. They tell us what works best and demonstrate where we can improve. The result can be seen in our boats — the kind of boats that enable you to pursue your own level of excellence.



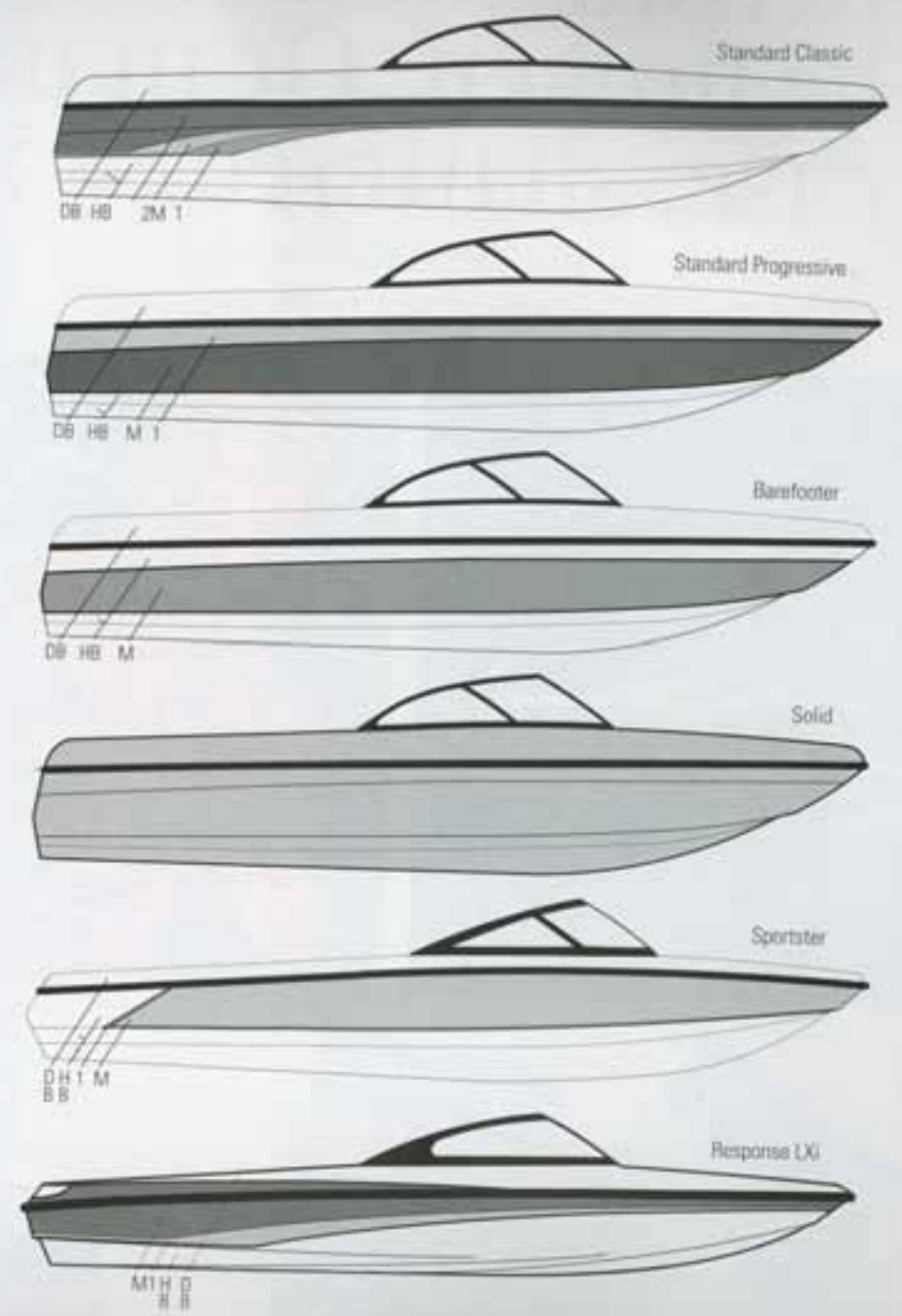
# Records were made to be broken. Or in our case, shattered.

Malibu wrote a new chapter for pro slalom with the 2002 Just Ride Degree Slalom Competition, pitting women vs. men, head to head. Sponsored by Degree deodorant and coordinated by Minnesota Inboard Watersports, Chris Parrish sewed up first place, while Jill Knutson thrilled the crowd when she bested Steve Cockram in the second-place tiebreaker.



At the 2002 Malibu Open two world jump records were set – one each in men's and women's. It's a symbol of Malibu's commitment to water sports that we not only provide the setting, and encouragement, but also the motivation—and the power of the 2002 Response LX—to enable these athletes to perform at peak levels. We provide the same opportunity





Malibu has introduced a collection of optional gel coat designs in 2003 making the

## Key Options



**A. Bimini Top:** Malibu offers Sunbrella bimini tops designed for superior sun protection.

**B. Boat Cover:** Custom Malibu boat covers are made from durable Sunbrella marine canvas tested to withstand the ravages of water, sun, salt and wind.

**C. Flip-up Bolster:** Malibu's optional Flip-up Bolster seat changes your whole point of view.

**D. Heater:** 2 and 3 outlet Malibu heaters provide the warm and comfortable conditions that you deserve in your Malibu boat.

**E. Perfect Pass:** Malibu's Perfect Pass Digital Pro and Wakeboard Pro speed control systems give competitive water sports athletes the accurate tow they demand.

**F. Stereo:** The optional JBL Stereo System in cooperation with the clarity of Infinity Speakers provides perfect sound no matter where you are seated.

**G. ECI Tower:** If the question is about style then the new Swoop Collapsible Tower from ECI is a strong answer.

**H. Illusion Tower:** The new Malibu Illusion towers above traditional designs with increased visibility, strength, a sleek complementary look and high quality wakeboard accessories standard.

**I. TWA Tower:** Simplicity of design and sheer towing strength make TWA's Collapsible Titan Tower an inspired choice.

**J. Fiberglass Swim Stop:** Built by Malibu for a rigorous boating lifestyle, color matched fiberglass swim stops come lined with no-slip matting and an easy access door to engage Malibu's wake-building wedge.

**K. Docking Lights:** New stainless steel docking lights shine with the Malibu difference day or night.


**L. Malibu Gear:** Malibu offers a wide array of premium quality t-shirts, polo shirts, sweat shirts, hats, jackets and more.











Features	SP	SLX	RES	RBF	RLX	RLXI	SLXI	S21X	S23X	S21	S23	S25	WAK	W21X	W23X	WVLX	WLSV
<b>Additional Options</b>																	
Malibu Launch System (Rear Ballast system)	n/a	n/a	n/a	n/a	n/a	n/a	n/a	n/a	Opt	Opt	Opt	n/a	n/a	n/a	Std	Std	Std
Oversized Cup Holders	Std	Std	Std	Std	Std	Std	Std	Std	Std	Std	Std	Std	Std	Std	Std	Std	Std
Pop-up bow light	Opt	Opt	Opt	Opt	Opt	Opt	Opt	Opt	Std	Opt	Std	Std	Opt	Opt	Std	Opt	Std
Pull-up cleats (per pair)	Opt	Opt	Opt	Opt	Opt	Opt	Opt	Opt	Std (2)	Opt	Std (2)	Std (2)	Opt	Opt	Std (2)	Opt	Std (2)
Pump Out Port-a-Potty	n/a	n/a	n/a	n/a	n/a	n/a	n/a	n/a	n/a	n/a	n/a	Opt	n/a	n/a	n/a	n/a	n/a
Rack & Pinion Steering System	Std	Std	Std	Std	Std	Std	Std	Std	Std	Std	Std	Std	Std	Std	Std	Std	Std
Rear 3-Piece Locking Storage Compartment	n/a	n/a	n/a	n/a	n/a	n/a	n/a	n/a	n/a	Std	Std	Std	n/a	n/a	n/a	Std	Std
Rear Locking Trunk Storage	n/a	n/a	Std	Std	Std	Std	Std	Std	Std	n/a	n/a	n/a	Std	Std	Std	n/a	n/a
Rear Speedometer	n/a	n/a	n/a	Std	n/a	n/a	n/a	n/a	n/a	n/a	n/a	n/a	n/a	n/a	n/a	n/a	n/a
Removable Refreshment Table	n/a	n/a	n/a	n/a	n/a	n/a	n/a	Std	Std	Std	Std	Std	n/a	Std	Std	Std	Std
Removable Teak Swim Platform	Std	Std	Std	Std	Std	Std	Std	Std	Std	Std	Std	Std	Std	Std	Std	Std	Std
Removable Fiberglass Swim Platform	Opt	Opt	Opt	Opt	Opt	Opt	Opt	Opt	Opt	Opt	Opt	Opt	Opt	Opt	Opt	Opt	Opt
Scarpa Suppression Plate	n/a	n/a	Opt	Std	Opt	n/a	n/a	n/a	n/a	n/a	n/a	n/a	n/a	n/a	n/a	n/a	n/a
Ski tow bar/rear grab handle	Opt	Opt	Std	Std	Std	Std	Std	Std	Std	Std	Std	Std	Std	Std	Std	Std	Std
Smart Plug	Opt	Opt	Opt	Opt	Opt	Opt	Opt	Opt	Opt	Opt	Opt	Opt	Opt	Opt	Opt	Opt	Opt
Tower - ECT black collapsable	Opt	Opt	Opt	Opt	Opt	Opt	Opt	Opt	Opt	Opt	Opt	Opt	Std	Std	Std	Std	Std
Tower - Titan black fold down	Opt	Opt	Opt	Opt	Opt	Opt	Opt	Opt	Opt	Opt	Opt	Opt	Std	Std	Std	Std	Std
Tower - Illusion fold down	n/a	n/a	n/a	n/a	n/a	n/a	n/a	Opt	Opt	Opt	Opt	Opt	n/a	Opt	Opt	Opt	Opt
Stainless Rubrail & Through Holes	n/a	n/a	Opt	Opt	Opt	Std	Opt	Std	Std	Std	Std	Std	n/a	Std	Std	Std	Std
Wedge (complete)	Opt	Opt	Opt	Opt	Opt	Opt	Opt	Opt	Opt	Opt	Opt	Opt	Std	Std	Std	Opt	Std
Wedge Plate	Opt	Opt	Opt	Opt	Opt	Opt	Opt	Opt	Opt	Opt	Opt	Opt	n/a	n/a	n/a	Opt	n/a

## Specifications

# Specifications

Boat	Length		Beam		Draft		Capacity		Weight		Fuel	Hull Design
Sportster	20'	6.10m	86"	2.18m	16"	41m	6 persons	2250 Lbs.	1021k	38 gal.	144L	SV23
Sportster LX	20'	6.10m	86"	2.18m	16"	41m	8 persons	2250 Lbs.	1021k	38 gal.	144L	SV23
Response	20'	6.10m	90"	2.29m	16"	41m	8 persons	2450 Lbs.	1111k	35 gal.	132L	SV23 Diamond
Response Barefoot	20'	6.10m	90"	2.29m	16"	41m	6 persons	2450 Lbs.	1111k	35 gal.	132L	SV23 Diamond
Response LX	20'	6.10m	90"	2.29m	16"	41m	8 persons	2450 Lbs.	1111k	35 gal.	132L	SV23 Diamond
Response LXi	20' 6"	6.28m	93.5"	2.37m	16"	41m	8 persons	2800 Lbs.	1270k	41 gal.	155L	SV23 Diamond
Sunsetter LXi	21' 8"	6.60m	93.5"	2.37m	18"	46m	10 persons	2900 Lbs.	1315k	35 gal.	132L	SV23 Diamond
Sunsetter 21 XTi	21'	6.40m	93"	2.36m	18"	46m	10 persons	2800 Lbs.	1270k	37 gal.	140L	SV23 Diamond
Sunsetter 23 XTi	22' 6"	6.89m	97"	2.46m	20"	51m	13 persons	3250 Lbs.	1474k	43 gal.	163L	V25 Diamond
Sunscape 21 LSV	21'	6.40m	93"	2.36m	20"	51m	10 persons	2900 Lbs.	1315k	35 gal.	132L	SV23 Diamond
Sunscape 23 LSV	22' 6"	6.89m	97"	2.46m	20"	51m	13 persons	3400 Lbs.	1542k	55 gal.	208L	V25 Diamond
Sunscape 25 LSV	25'	7.62m	102"	2.59m	24"	61m	14 persons	4600 Lbs.	2087k	80 gal.	303L	V27 Diamond
Wakesetter	21'	6.40m	93"	2.36m	18"	46m	10 persons	2900 Lbs.	1315k	41 gal.	155L	SV23
Wakesetter 21 XTi	21'	6.40m	93"	2.36m	18"	46m	10 persons	2900 Lbs.	1315k	37 gal.	140L	SV23
Wakesetter 23 XTi	22' 6"	6.89m	97"	2.46m	20"	51m	13 persons	3350 Lbs.	1519k	43 gal.	163L	V25 Diamond
Wakesetter 21 VLX	21'	6.40m	93"	2.36m	20"	51m	10 persons	3000 Lbs.	1361k	35 gal.	132L	SV23
Wakesetter 23 LSV	22' 6"	6.89m	97"	2.46m	20"	51m	13 persons	3500 Lbs.	1586k	55 gal.	208L	V25 Diamond

AUSTRALIA - 813 Hope Court, Albury N.S.W. 2640

(02) 60401174

CALIFORNIA - Corporate Headquarters -

One Malibu Court, Merced, CA 95340

(209) 383-7469

TENNESSEE - 5075 Kimberly Way, Loudon, TN 37774

(865) 458-5478

INTERNATIONAL SALES - World Wide Nautic 19007

S.E. Loxahatchee River Road, Jupiter FL 33458

(561) 743-7452

Malibu would like to convey special thanks to the family of Malibu owners over the past 20 years. You have worked our boats and company into something very special. Thanks to Dawn Gilbert of Flaxton Design, my early mentor who inspired me to the top of Mt. Baldy and created this magnificent brochure. Thanks to Tom King Photography and Cliff Photography for capturing the essence of beauty in our boats. Thanks to T.J. for his attempt at reaching us here and back down to us again. And especially to the employee-owners of Malibu who truly care about the boats they build, the families who own them and the business that they conduct.

Illustration by: Don Chow

*malibu*

Corporate Headquarters  
CALIFORNIA  
One Malibu Court,  
Merced, CA 95340  
(209) 383-7469

Your Malibu dealer has up-to-date information on new colors and styles that often are introduced during model year. Your Malibu dealer can provide a complete list of standard and optional equipment and costs. Specifications are subject to change without notice. Weights and volumes are estimates, and can vary to boat due to equipment variations. BOATING SAFETY Please remember to boat responsibly and respect the rights of others. Please remember to never drink and drive.