



TWO THOUSAND FOUR
MALIBU BOATS



<i>Comfort & Details</i>	4
<i>Engineering & Construction</i>	6
<i>Power & Performance</i>	8
<i>Performance Class</i>	10
<i>Family Performance Class</i>	18
<i>Wakesetter Class</i>	30
<i>Luxury Sport-V Class</i>	50
<i>Ownership</i>	62
<i>Specifications & Colors</i>	66

A STEP BEYOND

Malibu has always been a product-driven company, not a company founded on hype. Our extraordinary success and industry recognition, winning 10 of the last 12 Boat of the Year awards, has resulted from this devotion of producing, quite simply, a superior boat. We mean that in every sense of the word, from our precise mold construction to our engineering design excellence, every detail of every Malibu is scrutinized, supervised and approved by our devoted team of boat builders. We don't concern ourselves with other companies – we are competitive only with ourselves. We use only the highest quality materials in our construction, from the underwater components up to the interior. Each step in the Malibu boat building process is a step beyond.

FLIP UP BOLSTER (OPTION)

ADJUSTABLE LUMBAR SUPPORT

VARIABLE DENSITY FOAM

38 OZ. G&T MARINE VINYL

SWIVEL DRIVER'S SEAT

DRIVER SEAT HEATER (OPTION)

FLIP-DOWN DRINK CONSOLE

STORAGE COURTESY LIGHTS

SMOKED GLASS WINDBLOCK



BOW INSERT CUSHION

OVERSIZED CUP HOLDERS

MALIBU SOUND SUPPRESSION TECHNOLOGY

LOCKING EQUIPMENT STORAGE

LOCKING GLOVE BOX

SYNTEC PREMIUM NYLON CARPETING

INTERIOR COURTESY LIGHTS

SILENT RIDER MUFFLER

COMFORT & DETAILS

The difference is in the details.

Malibu boats have always been noted for exquisite, plush interior detailing, but this year we have taken it even further.


Rather than cut costs, we have invested in an exclusive G&T Marine 38 oz. premium vinyl and the type of nylon carpeting that has been standard in the auto industry for its longevity and bounce-back capabilities.

Our use of variable density foam, for comfort, and craftsmanship that insures seat cushions are thicker, with no puddles or sags, no exposed staples or sloppy seam alignment, means the Malibu difference is immediately evident, even to the casual observer.



A TOUCH OF ITALY

There's no better way to cap skilled craftsmanship than with a touch of Italian design. The Isovita steering wheel and chrome throttle knob, imported from Italy, befit a boat of fine intentions and are standard in many Malibu models. Why build just another ski boat when we can build a vessel that says quality in every detail? It highlights our artistically crafted dashes, with their two-tone, hand-wrapped vinyl finish and ergonomically designed dash pod. The chrome throttle knob perfectly complements our billet Malibu emblem – an emblem that doesn't fade or peel away with exposure. Our single-piece, wraparound windshield provides unobstructed views and crowns the unblemished design. We don't just choose the best materials; we execute their use with unmatched old world craftsmanship.



Redesigned gauge faces round out the design with a chrome bezel, enhancing performance. You will find no cheaply made components that create noise on the water in a Malibu boat. Run your hand along a seam and feel the cushion beneath the vinyl – we have set standards that are difficult even for us to beat.




GELCOAT

There's no extra charge to make your Malibu boat unique. Choose from hundreds of color combinations and our highly respected gel coaters will bring your vision to life in a precise, 10-step process that includes carefully applied hand-taped lines. Specially formulated materials, sprayed in a temperature controlled environment, deliver a brilliant and durable finish. Each application is thick enough (23 mils) to accommodate repairs, but not so thick it could lead to cracking, crazing or yellowing.



CONSTRUCTION

From multiple layers of hand laid bi-directional and tri-directional fiberglass to the industry-leading ceramic coring, Malibu boats are built to extremes using the finest materials available. Our exclusive MSST (Malibu Sound Suppression Technology) standard to Sport V's is applied in the laminate to eliminate prop thrust vibration and drive train noise. Our Space Age Composite Floor System mates perfectly with our engine chassis system for a solid and quiet foundation.



ENGINEERING & CONSTRUCTION

FIBECS

The system that has been built into 20,000 boats with zero failures speaks for itself. When we introduced the Malibu patented FIBECS systems eight years ago, competitors were skeptical. Our record of success with this innovative system has forced the doubters to not only reconsider, but also to acknowledge this superior design. FIBECS allows us to through-bolt the engine and disperse its load over a greater area for a quieter and more durable boat. FIBECS allows us to accurately route wiring systems and maintain perfect engine alignment while projecting a better fit and finish, resulting in a quieter ride.



GAUGES

Each of our 2004 redesigned 5" gauge faces is set off by a sparkling chrome bezel that complements our Italian designed Isotta steering wheel and chrome throttle knob. They retain their quality performance and size with an easy to read face. The air/water temperature gauge in the speedometer is standard equipment on every Malibu. Our ergonomically designed dash helps drivers keep their eyes ahead and makes steering easier and more comfortable than ever.




QUALITY UNDERWATER COMPONENTS

Malibu's underwater gear includes a CNC machined propeller that has been tested and customized for our own hull designs to create the finest handling and tracking boats in the world.



GORILLA FINS

Monstrous new fins plunge deeper beneath the boat, and offer advanced surface area to create a rock solid center pivot point for all of Malibu's powerful new 2004 V-drives. The result: improved turning radius and maneuverability, tracking and handling matched only by Malibu Direct-Drives.



POWER & PERFORMANCE

Malibu has put together a winning combination of power and performance. It's a simple formula that has catapulted us to the top of the water sports industry and kept us there for more than a decade.

Our knack for combining a water sports enthusiast's ingenuity with practical engineering led us to adopt creative performance enhancers such as the Wedge and the Scarpa suppression plate. Our eye for quality led us to choose Indmar Marine Engines, the power of 11 of the last 13 "Boat of the Year" award winners in the inboard industry.

When you care about what you do, it shows.

SCARPA SUPPRESSION PLATE

Precisely engineered to fasten to the four connection points of an existing Malibu Wedge plate, the Scarpa Suppression Plate (SSP) extends from the transom and reshapes the industry's most sought-after wake into a perfectly crested barefoot wake, smooth and easy to ride.

THE WEDGE

Malibu's ingenious wake-enhancing hydrofoil, called the Wedge, has played a pivotal part in securing Malibu five of the last six "Towboat of the Year" awards. Recognized as "Impact Design of the Year" by one wakeboarding magazine, the Wedge increases the wake without adding weight, without exceeding your boat's weight capacity limits and without a significant decrease in handling. No gimmick, the Wedge has been a prominent fixture on Malibu boats for the last six years, and an ongoing success among wake boarders.





MONSOON
340

375
CORVETTE LS1



Every Malibu boat has a custom calibrated Indmar engine. Designed to meet the specific power and torque to fulfill the boat's intended water sport discipline, each engine is put through rigorous dyno and in-the-water testing to verify engine calibrations and fine tune the marriage of boat and engine. It's an extra step you won't find with other engines.

380
HAMMERHEAD



VORTEC 8100

425

The **Monsoon 340** (340 HP) is Indmar's extremely "torque-y" custom version of GM's 5700 Vortec EFI designed to match Malibu's performance hull. It sports an Indmar custom-tuned multiport injection system matched with a high-lift roller cam, free-breathing Vortec heads and Indmar designed high-flow exhaust manifolds.

The **Corvette LS1** (375 HP) is the most powerful 5.7L, small-block V-8 engine ever developed for inboard use. This Malibu/Indmar collaboration is the first-ever incarnation of the new aluminum Gen III GM engine type. With nine percent more overall power than the automotive version, it delivers astonishing hole-shots and excellent top-end speed.

The **Hammerhead 380** (380 HP) is a motor head's dream, with go-fast features like high-performance GM Fast Burn Vortec aluminum heads, an extremely aggressive cam and high-lift roller rockers. Hammerhead delivers more top-end power while retaining excellent skirting performance.

The **Indmar Vortec HO 8100** (425 HP) offers more brute pounds of torque and the most production bottom ever offered to the inboard industry. It features 9.1:1 compression ratio and new big-block versions of GM's famed Vortec heads with straight-flwing, matched port design, producing more usable power from every fuel charge. A great leap forward in design efficiency.



RESPONSELX



OPTIONAL CLOSED BOW

It's a winner year in and year out. The Response closed bow continues to appeal to three event skiers looking for that ideal towing machine because it offers the best wakes in the industry.



EQUIPMENT STORAGE

When you're enjoying one of the most accepted USA Waterski Sanctioned Tow Boats in the world today, storing all your equipment onboard is essential. Malibu's storage is both thoughtful and abundant with interior lighting for convenience. So take everything and enjoy the performance benefits of this remarkable, award-winning, three-event boat. Set your own records against the softest, flattest wakes in the industry. Then sit back and enjoy the plush interior and classic design of the performance machine with its well-deserved name.



Why mess with success? The Response series has seen only minor changes in the last few years for a very good reason: it remains the standard by which all three-event boats are judged. No wonder, for the Response is the essential ski boat, stripped of pretension and designed for pure performance, both behind the boat and behind the wheel.

As WaterSki magazine put it, "...this is a boat that is as much fun to drive as it is to ski."

IT'S LIKE TYING
ROCKETS TO
YOUR ROLLER SKATES



RESPONSE LX

"The wakes behind the Response LX are every skier's dream," according to WaterSki magazine. If you long for subtle, soft wakes that enable you to push your performance to the next level, then the Response LX is indeed the boat of your dreams. With head-whipping acceleration, the only open bow to tow multiple world records satisfies the need for speed, precision and accommodates extra passengers when your energy is spent. That won't be often, though, with the energizing performance provided by this sleek ski machine.

RESPONSE LX

malibu



RESPONSE LXI





SUNDECK

Motion at rest. When it's not pulling out the stops for world class skiing, the Response LXi poses as a comfortable place to relax with its handy rear sundeck.

SPORTSCAR EXCITEMENT WITH ROOM TO LIVE IT UP

Understated elegance. Magnificent power. The Response LXi is slated to be the new competitive three-event tow boat for 2004. A thrill to drive and exhilarating to ski behind, this bracing barn burner packs a punch in a sleek 20'6" body that handles like a sports car, but offers the comfort of a sedan. Families that aspire to greater water sports performance will find everything they need and more in the Response LXi.



ROOM FOR ALL THE GEAR

For an agile powerhorse, the Response LXi offers exceptional storage and space throughout. The split-lid rear hatch is both ergonomically appropriate and supportively easy to access. Tuck all your gear neatly away and revel in the sleek, flowing lines of this design wonder.

IT'S ALL SMOOTH SAILING

The Response LXi will be standard with the new Malibu 320 LCR MPI, creating a distinct advantage over its competitors who still feature Throttle Body Injection. *WaterSki* magazine testers were so impressed, they predicted: "This high performance three-event boat... is going to drop jaws with envy."

RESPONSE LXI

The more you look, the more you see the beauty in the details of the Response LXI. From the post-less, molded windshield with its sparkling chrome cap to the 38 oz. G&T Marine vinyl, your eye will follow the dramatic, flowing lines of its design. Designed entirely in CAD, the precise alignment of its parts is pulled together to create a visually and physically fulfilling whole. To drive it is to be energized.







SUNSETTER LXI

A woman with long blonde hair, wearing a white bikini with pink floral patterns, is sitting on the white vinyl seating of a Malibu Sunsetter LXI speedboat. The boat is on a body of water with green foliage in the foreground. The boat has a sleek, modern design with a curved windshield and stainless steel railings. The background is a clear blue sky.

SUNSETTER LXI

Recognized in 2000 as Powerboat magazine's "Tow Boat of the Year," the Sunsetter LXI exemplifies all that Malibu has been known for in our reign at the top over the last decade. A higher level of craftsmanship is exuded throughout its interior while the custom 4-color exterior testifies to the artistry of our gel coaters. The highest performance rating in its class at times makes you forget it is a family boat.

NO COMPROMISES

It's not just a boat, it's a lifestyle. From rapid wake attack to relaxing cruise and back again—the Sunsetter LXi accommodates all your moods.



TREASURE CHEST

The 18 cubic ft locking trunk is solid and spacious and doubles as a rear sundeck. At 21.8 feet in length and 93.5" in width, storage in the bow, behind the observer's seat, in the trunk, along the gunnels, and elsewhere makes space for 10 adults and all their gear.



WaterSki magazine noted: "The Sunsetter LXi is a great compromise between space and multi-sport performance, but it doesn't compromise at all in any area."

The Sunsetter LXi is a boat packed with extras – extra storage, extra power, extra space and extra comfort – because it's the kind of boat we imagine for our own families. And for our families, compromise is not an option. Innovation becomes a labor of love and everyone benefits from the outcome.

PERFORMANCE
TO SATISFY
 THE WHOLE FAMILY







SUNSETTER 21XTI

THE SWISS ARMY KNIFE OF BOATS

AN EASY READ

The new two-tone, hand wrapped vinyl dash frames Malibu's easy to read 5" gauges, with air/water temperature gauges on the speedometer. The sport boat styling is framed by Malibu's unique, one-piece windshield with stainless cap. The new Teleflex rack and pinion steering system plus Isotta steering wheel and throttle knob, invite finger tip control and enhance the driving experience.



STORAGE TO SPARE

The Sunsetter 21 XTi solves the dilemma many face when considering an inboard—the intrusion of the motorbox. With its uncommon party-seating layout, our engineers have cleverly added extra storage next to the motorbox. This reduces its prominence and takes advantage of unused space. The result is inboard performance with Sport-V accommodations – a winning combination sure to please boat owners looking for the best of both worlds.

Malibu's Sunsetter 21 XTi offers a clever and successful solution to a need for inboard performance and a desire for Sport-V accommodations. Combining power, performance and responsiveness with versatility, spacious comfort and quality, the Sunsetter 21 XTi offers wrap-around social seating and all-around water sports performance.

The precise SV23 Diamond hull delivers professional level slalom wakes with the new Malibu LCR 320 Multi-Port Injection (MPI) engine. With an optional Malibu Wedge, it transforms into a boarder's delight with consistent, rampy wakes.

21

SUNSETTER XT1

Boaters looking for style, power and versatility will favorite on the Sunsetter 21 XT1. Quick and stable, with a social seating layout, this boat faces the best of inboard performance with a built-in swimmer. Its ability to tame all disciplines, from slalom to wakesurfing, plus agile handling, result in a rare combination of characteristics that make it the best-handling 21 footer on the water.





SUNSETTER 23XTI





23

SUNSETTERXT1

The all new 2004 Sunsetter 23 XT1 stands apart in its robust sophistication. There is nothing common about it, despite the comforting familiarity of many of its features. Our engineers have combined performance towing power with spacious cruising luxury to create a boat that defies all labels, except one—Malibu.

DEBATE POLITICS NOT YOUR FAMILY FUN

Conventional wisdom leads one to expect less performance and less curb appeal from a 23 foot boat, but nothing about the Sunsetter 23 XTi could be described as "less." Built on Malibu's heralded SV23 Diamond hull, the 23 XTi tracks true and handles rough water. Equipped with the Wedge, it readily transforms from smooth to rampy wakes for water sports versatility. With an interior spacious enough to accommodate the neighborhood, its performance isn't the only appeal of this extraordinary vessel.

PERFECT FOR A SUNDAY DRIVE

Sit back and enjoy the view in the Sunsetter 23 XTi. While you're at it, stretch your legs and share the experience with a dozen or so friends. There's plenty of room, and the Malibu crafted interior is so comfortable it would be a shame to go it alone.



ENTERTAINMENT CENTER

The wrap around seating of the 23 XTi's rear lounge is perfect for conversation. Set up the handy table and you're ready for a picnic or spontaneous game of cards, with elbow room to spare. Enjoy the wide open spaces with wide open space.



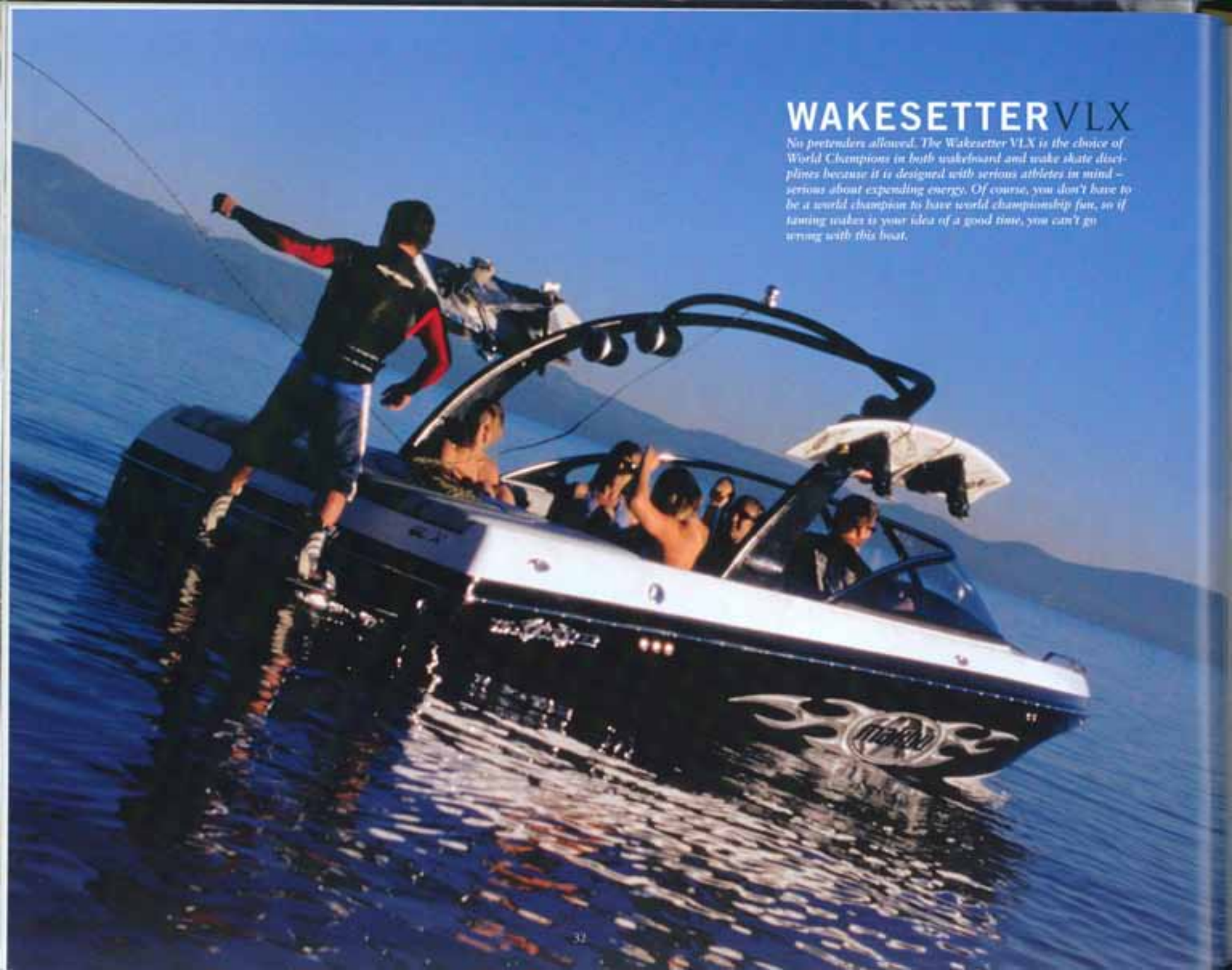


WAKESETTER VLX



WAKESETTER VLX

No pretenders allowed. The Waksetter VLX is the choice of World Champions in both wakesport and wake skate disciplines because it is designed with serious athletes in mind - serious about expending energy. Of course, you don't have to be a world champion to have world championship fun, so if taming wakes is your idea of a good time, you can't go wrong with this boat.





CUSTOM BILLET

The custom Wakesetter etched billet won't fade or peel with exposure. Just another detail that reveals the craftsmanship, quality and dedication to perfection in the Malibu line.

THIS IS THE BOAT IF YOU'RE SERIOUS ABOUT YOUR FUN

Shown here with the sleek new optional Illusion X tower, one of three styles available, center-mounted 500 lb. Malibu Launch System (MLS) and rear-mounted dual hard tank ballast, Malibu's flagship wake machine delivers what it promises.

So much so that WaterSki magazine warned it was "... one of the few boats in our tests that we wanted to ride behind all day and never give back."

If dawn to dusk exertion appeals to you, too, this is the boat to fuel your passion.



LAP OF LUXURY

The new 2004 interior of the Wakesetter VLX features 38 oz. G&T Marine vinyl, the most luxurious available. With ample room to experience the numerous built-in amenities, the 2004 VLX features an enhanced cockpit and new windshield too.



ON THE ROCKS

Even if you can stay on the water all day long, the Wakesetter VLX's spacious interior and massive ice chests invite you to take a break from time to time. Crank up the tunes, pop a soda and enjoy the day while reflecting on your recent excellent adventures.

A photograph of a rocky coastline. The rocks are layered and textured, with some parts in shadow and others in bright sunlight. In the lower right, two people are standing in the water near the rocks. The text 'WAKESETTER LSV' is overlaid in the center.

WAKESETTER LSV

The all-new Wakesetter LSV has been redesigned from the bottom up for 2004. This luxury powerhouse, with its 100 inch beam, is built on the 23SV hull, to be big, bold and downright beautiful, especially if you are looking for a wake cranking machine. This year's wider hull makes room for 14 people plus all the attendant gear a cinch. We have sacrificed none of the luxury, while ramping up the performance levels. The result is a luxury sport boat with increased space, comfort and performance. When you spot its sharp new graphics, it will also quicken your pulse.



JUST RIDE

This 2004 Wakesetter LSV sports the industry's first Quad Launch System with automatic ballast in the bow, center floe and two independently filled tanks in the stern. Combine the bow's 350 lbs., mid-ship 500 lbs., and the rear 400 lbs. to total a whopping 1,250 lbs. of ballast with an additional 1,000 pounds of equivalent weight from the Wedge. Simply put, it offers one of the heaviest stock ballast systems in the industry. In plain language: this boat creates monster wakes. The combination of the SV23 hull, designed specifically for wake enhancement, and the new Launch System, means bigger air and more hang time for everyone who tries.



SWIVEL DRIVER'S SEAT

Hand-stitched for perfect detailing, the swivel driver's seat features multi-density foam for extra comfort, lumbar support, and Malibu's new 38 oz. G&T Marine vinyl. This new material, with 100% polyester backing to resist splitting is designed to withstand the punishment of marine use.

DENIES NOTHING
IN THE WAY OF
LUXURY OR PERFORMANCE



BEVERAGE CONSOLE

Flip up beverage holders are conveniently close to the thoughtful 96-quart lounge ice chest. We imagine what we would want in a perfect world, and then build it. Simple, really.



WAKESETTER LSV

Our new optional Illusion X tower offers an elegantly blended extension of the Wakesetter LSV lines to carry your equipment in style. The 2004 Wakesetter LSV features the new Monsoon 340 standard, with 340 HP - five more horsepower than last year - and 390 foot pounds of torque.

An aerial photograph of a boat's wake in deep blue water. The wake is a white, frothy trail of water that curves from the bottom right towards the center of the frame. The water's surface is covered in fine, rhythmic ripples. The text 'WAKESETTER 23XTI' is overlaid in the center of the image.

WAKESETTER 23XTI



WARNING: SIDE EFFECTS MAY INCLUDE ALTITUDE SICKNESS



FRONT ROW SEATING
No need to leave anyone behind when you pull out from the dock in the Wakesetter 23 XTi. From the spacious bow to the enormous aft seating area, there is room enough for a full team.

Hoping to excel beyond their previous accomplishments, including the 2002 Towboat of the Year award from Powerboat magazine, our engineers have redesigned the Wakesetter 23 XTi for 2004. Featuring the wake managing SV23 hull, and the industry's most distinct interior layout, the Wakesetter 23 XTi is unlike anything you have ever seen.

The Wakesetter 23 XTi is forging a new direction for the future of inboard wakeboard boats with vision and forward thinking.



PLENTY OF ROOM FOR FUN
The new Wakesetter 23 XTi interior is teaming with new features, including the Italian designed Isotta steering wheel and throttle knob, the all new gauge face styling with chrome bezels and the plush, two-tone hand wrapped dash. The view is spectacular from inside or out, framed by the elegant, one-piece windshield with its stainless cap.






23

WAKESETTER XT1

A water level view highlights the Wakesetter 23 XT1's new four-color, in-the-mold gel coat graphics. Crisp new custom gel coat graphics announce your membership in an exclusive club, inviting like-minded seekers to hail you with a familiar air. Bonded by fun, accustomed to quality, members of this group are seekers of extreme wakeboard performance in a feature rich ride.



A man in a red shirt is seen from behind, driving a boat on a large body of water. The boat is moving quickly, leaving a white wake. In the background, there are rugged, rocky mountains under a clear blue sky. The boat's interior, including a steering wheel and a dashboard with a 'SOLERA' logo, is visible in the foreground.

WAKESETTER 21XTI



THE TALK OF THE TOWN

The rear console houses an insulated, easy-access 27 quart ice chest and two Sony speakers to envelope the rear party lounge with sound. Add the optional stereo remote and heater with hot water shower controls and you are well equipped for spontaneous fun.

21

WAKESETTERXTI

The Wakesetter 21XTI sparkles for 2004 with accents of stainless steel. The tub rail embraces the exterior with polished stainless encircling the boat while shining through-boles dot the sides. The interior is highlighted with accents of the billet aluminum Wakesetter logo emblems. The sparkling accents set off thick blocks of color and the distinctive Wakesetter logo.

Malibu's "2003 Towboat of the Year" returns with a *handful of new features and systems that only enhance its appeal*. Power that beats with the heart of a center-mounted new Malibu LCR 320 Multi-Port Injection (MPI) engine standard drives the 21XTi's wave-making SV23 hull. That's the same hull that trenches up walls of water behind the Wakesetter VLX. This is a *dynamic wake machine that describes power and passion and is designed to fulfill wishes.*



FOLLOW THE LEADER

The wall of water produced by Malibu's Wedge 23 and the mid-ship Malibu Launch System (MLS) enables the Wakesetter 21 XTi to dig through water with a sinking 1,500 pounds of down force right off the showroom floor. Hitch your aspirations to the Titan or Swoop tower and you will experience enough launching power to satisfy even the biggest air riders.



LOADED WITH OPPORTUNITIES

Match a unique interior layout with Malibu's craftsmanship and eye-catching design, and you discover a boat loaded with extras. From the swivel driver's seat to the pop-up pylon to the easy-access cooler, the interior is designed with comfort and ease in mind. The wraparound lounge comfortably accommodates up to four adults. Oversized drink holders, a table and in-your-face Sony sound invite loungers to take a break.

ACTIVE INGREDIENTS:
STYLE, LUXURY
 & PERFORMANCE



WAKESETTER



WAKESETTER

The 2104 Wakesetter is designed to match the demands of professional skateboard performance and the budget of discriminating buyers. The power of the Malibu V10 Vortec standard engine directs the Wakesetter, which shares the same SV24 pro wake-making hull as the Wakesetter VLX. The combination enables riders to unleash a steady stream of sick slides and big air tricks.



CHARGE THE WAKES WITH A **FEARLESS HEART** AND A MINDFUL BUDGET



The Wakesetter rivals the styling and performance of other members of the series, but is designed to satisfy the new entry market. With precision, direct-drive handling, the Wakesetter is a sporty machine built to Malibu's exacting standards. Options for 2004, including launch seats, MLS and the Wedge, enable you to customize your Wakesetter to enhance your personal creed for exhilaration. At a price that screams value, the Wakesetter is the clear choice for boarders eager to invest in their dreams.



SPACIOUS BOW

The Wakesetter's spacious bow accommodates growing families or extra friends and offers storage beneath the bow cushions for extra equipment.



ALL THE FEATURES YOU COULD WANT

The nice thing about owning a Malibu is knowing that the value priced boats are built to the same exacting standards as the most luxurious models. Malibu takes pride in delivering the finest water sports machines on the water for all levels of ownership. So you will find the same automotive style lumbar driver's seat, the same enduring billet emblems, the same 5" Servo instrumentation and illuminated rocker switches that are built in to more expensive models. Complementary interior lighting insures safety. The new, 38 oz. G&T Marine premium vinyl throughout the interior guarantees passenger comfort and adds durability. *Water&ski* magazine raves: "When you have to keep reminding yourself that you are in a value priced boat, you know it's a good thing."



SUNSCAPE 21LSV



21

SUNSCAPE LSV

Built on the precisely tooled SV23 Diamond hull, the 2004 21 LSV sports responsive handling and smooth slalom wakes. The social seating arrangement of the Sunscape 21 LSV allows for increased passenger space, while the seats themselves cleverly house an amazingly large 60 quart ice chest in addition to plenty of storage space.





AMUSEMENT PARK THRILLS IN A HANDY TAKE-HOME SIZE

Those families looking to add space and boating comfort, but unwilling to compromise the handling and performance they have become accustomed to in an inboard, will find the Sunscape 21 LSV the perfect solution. Equipped with Malibu's newly developed Gorilla Fins the 21 LSV achieves handling like no other Sport-V in history. Set off by the finely crafted, hand-stitched interior, the essence of this boat is quality, the expression is extravagance.



ENHANCED COMFORT

To spoil the driver, Malibu designers devised a dash ergonomically engineered for maximum control and added to the comfort of the driver's realm with automotive-style adjustable lumbar support. The swivel driver's seat makes exiting and entering easy and enhances face to face conversation during relaxing times. Throw in the newly designed interior with 38 oz. G&T vinyl, two-tone hand wrapped dash, Isootra steering wheel and throttle knob, newly designed gauge faces and the entire package is a tactile delight.



A white speedboat with a dark stripe is shown from a high-angle perspective, moving across deep blue water. Two people are visible on board. The boat's name, 'SUNSCAPE', is printed on the side. The water is a rich, dark blue, and the boat's wake is visible behind it.

SUNSCAPE 23LSV



LUXURY SHOULDN'T BE A LUXURY

Vast interior opulence will lure passengers into relaxation inside the spacious Sunsetter 23 LSV. Ample seating for 14, with well planned amenities, the interior features include a 96 quart lounge ice chest, removable center table and flip-down oversized drink holders in the rear. Keeping the floor clear of clutter isn't an issue in this interior packed with prodigious hidden cavities of storage space.



THE WORLD AT YOUR FINGERTIPS

Be the captain of your destiny in this driver's seat with its luxurious lumbar supported design. Face the new hand-wrapped two-tone dash and note the controls are within a, relaxed, fingertip's reach. Grip the Italian designed Isotta steering wheel and throttle knob to know the power of pleasure. Malibu's new Sony stereo system filters out distraction from your enjoyment. Add the available seat heater and life is beyond good. It is sublime.



When Malibu engineers revisited the Sunscape 23 LSV they wanted more than a mere makeover of existing tooling. They returned to the computer-aided drawing board and developed a brand new design, packed with indulgent space and energetic maneuverability. Based on the award-winning SV23 Diamond Hull, the new Sunscape 23 LSV applied this concept to a 23-foot boat with 100 inches of beam and a slightly increased degree of "V." Out came the all new V25 Diamond hull and another performance hit.

DEFY
CONVENTION
INSPIRE CHANGE



23

SUNSCAPE LSV

The all new V25 Diamond hull of the Sunscape 23 LSV slices through the water with precise ease. Coupled with Malibu's new Gorilla tracking fins and recently developed Teleflex rack and pinion steering, this hull design offers family water sports enthusiasts the ride and handling characteristics typically found only in direct-drive tow boats. Designed entirely in a digital setting, the Sunscape 23 LSV's computer precise hull is handsomely accented by a sleek, one-piece windshield with stainless top cap. Once again, Malibu has brought theory to life with elegant construction.

A luxury motorboat is shown from a low angle, looking out over a body of water towards a desert landscape with large, flat-topped rock formations under a blue sky with scattered clouds. The boat's interior, including a white seat with red piping and a black steering console, is visible in the foreground. The text "SUNSCAPE 25LSV" is overlaid on the image.

SUNSCAPE 25LSV





25

SUNSCAPE LSV

"If you are looking at the luxury runabout category, but still want water sports capabilities, Malibu's Sunscape 25 LSV can't be beat," says WaterSki magazine. That's because the Malibu 8100 Vortec engine offers the power our customers expect.



PLENTY OF STORAGE

There's so much storage on the Sunscape 25 LSV you might think you have stepped into a walk-in closet. Well, maybe that's a slight exaggeration. Suffice it to say you won't have trouble putting away all your toys plus a few extra.

ROOM FOR EVERYTHING EXCEPT COMPROMISE

It's hard to imagine that a 25 foot boat would appeal to serious water sports enthusiasts, until you consider the Sunscape 25 LSV. Powered by the mighty Malibu 8100 Vortec engine with over 425 horsepower, and built on a performance hull, the 25 LSV satisfies all the senses. Whether you choose to sit back and enjoy the luxurious comfort of the plush interior during a smooth ride, or throw some spray while cutting your own path, this is the boat for big water enjoyment.


BIG PERFORMANCE

It takes Malibu power to support all our activity and the Sunscape 25 LSV is equipped with the 8100 Vortec engine to do just that. Whether you want soft, slalom wakes, or wakeboard style launch ramps, the versatile 25 LSV will adapt to it all.



IN CASE OF EMERGENCY...

We have thought of everything for a long trip on the water, including a head. Tucked away in its own storage area, this convenient amenity is there when you need it.





OWNING A MALIBU IS
A SPECIAL
EXPERIENCE

We can't always see what lies ahead in life's twists and turns, but some decisions are easy—like buying a Malibu. As a

Malibu owner you will get a transferable, limited lifetime warranty, a three-year bow-to-stern warranty on all parts and labor, plus the benefit of our years of award-winning engineering, design, and craftsmanship.

Our customers are like family, and we will do just about anything for them. When you buy a Malibu you step past the realm of 'ownership' into membership, in the family of Malibu.





EXTREME RESULTS START WITH EXTREME COMMITMENT

We recognize that the elite pro riders and skiers are relentless in their pursuit for perfection, which is why we value their input. Malibu believes it's vital to stay attuned to the top level water sports enthusiasts so that we can build better boats. We gladly lend our support, and our name, to a variety of events as well as ski schools and clinics. We encourage these tough critics to test us, tell us what works best and where we can improve.

The results can be seen in our boats.



OPEN AND SAY AHHH

The world's premiere water sports event revisited the record breaking waters of California's Lake Bell Acqua. And this year the Malibu Open went off in the midst of triple digit temperatures and in the presence of attendance shattering crowds. This extreme environment was only matched by the championship performances of World-Class athletes and the Malibu boats that pulled them.

SPECIFICATIONS & COLORS

BOAT	LENGTH		BEAM		DRAFT		CAPACITY		WEIGHT		FUEL		HULL DESIGN
RESPONSE	20'	6.10m	90"	2.29m	16"	.41m	6 persons	2450 Lbs.	1111k	35 gal.	132L	SV23 Diamond	
RESPONSE LX	20'	6.10m	90"	2.29m	16"	.41m	8 persons	2450 Lbs.	1111k	35 gal.	132L	SV23 Diamond	
RESPONSE LXI	20' 6"	6.28m	93.5"	2.37m	16"	.41m	8 persons	2900 Lbs.	1270k	41 gal.	155L	SV23 Diamond	
SUNSETTER LXI	21' 8"	6.60m	93.5"	2.37m	18"	.46m	10 persons	2900 Lbs.	1315k	35 gal.	132L	SV23 Diamond	
SUNSETTER 21 XTI	21'	6.40m	93"	2.36m	18"	.46m	10 persons	2800 Lbs.	1270k	37 gal.	140L	SV23 Diamond	
SUNSETTER 23 XTI	23'	7.01m	100"	2.54m	24"	.61m	14 persons	3600 Lbs.	1633k	47 gal.	178L	V25 Diamond	
SUNSCAPE 21 LSV	21'	6.40m	93"	2.36m	20"	.51m	10 persons	2900 Lbs.	1315k	35 gal.	132L	SV23 Diamond	
SUNSCAPE 23 LSV	23'	7.01m	100"	2.54m	24"	.61m	14 persons	3800 Lbs.	1724k	55 gal.	208L	V25 Diamond	
SUNSCAPE 25 LSV	25'	7.62m	102"	2.59m	24"	.61m	14 persons	4600 Lbs.	2087k	80 gal.	303L	V27 Diamond	
WAKESETTER	21'	6.40m	93"	2.36m	18"	.46m	10 persons	2900 Lbs.	1315k	41 gal.	155L	SV23 Wake	
WAKESETTER 21 XTI	21'	6.40m	93"	2.36m	18"	.46m	10 persons	2900 Lbs.	1315k	37 gal.	140L	SV23 Wake	
WAKESETTER 23 XTI	23'	7.01m	100"	2.54m	24"	.61m	14 persons	3700 Lbs.	1678k	47 gal.	178L	V25 Wake	
WAKESETTER VLX	21'	6.40m	93"	2.36m	20"	.51m	10 persons	3000 Lbs.	1361k	35 gal.	132L	SV23 Wake	
WAKESETTER LSV	23'	7.01m	100"	2.54m	24"	.61m	14 persons	3900 Lbs.	1769k	55 gal.	208L	V25 Wake	

CONTACT

AUSTRALIA - 413 Hope Court, Albany N.S.W. 2640
(61) 60401174

CALIFORNIA - Corporate Headquarters -
One Malibu Court, Menlo, CA 95141
(209) 383-7469

TENNESSEE - 5075 Kimberly Way, London, TN 37774
(865) 418-3478

INTERNATIONAL SALES - World Wide Marine 19007
S.E. Loxahatchee River Road, Jupiter, FL 33418

EVERY MALIBU BUILT IS UNIQUE. These custom colors allow you to choose the combinations that best reflects your own personality. Malibu Boats reserves the right to make changes at any time, without notice, in colors, materials, equipment, specifications and models. Any variations in colors shown are due to reproduction variations of the printing process.



RESPONSE LXI



23 FOOTER STANDARD CLASSIC



STANDARD CLASSIC



23 FOOTER STANDARD PROGRESSIVE



STANDARD PROGRESSIVE



SOLID



HOT ORANGE

SANDSTONE

DARK BLUE

RED

MOONBEAM

SANGRIA

MARBLE

EMERALD

YELLOW

CHARCOAL

LT GRAPHITE

VAPOR BLUE

MIDNIGHT BLUE

POLO GREEN

EXTREME GREEN

EBONY

PLATINUM

RED

SUEDE

WHITE

**MALIBU HAS INTRODUCED
A COLLECTION OF
OPTIONAL GEL COAT
DESIGNS IN 2004**

making the world's most popular custom-built tow boat even more customizable. Standard Classic and Standard Progressive color compositions are available for various Malibu models, excluding the Response LXI. The 23 footer color composition are for 23 foot boats only. Fees are, other compositions include a non-standard hull color or even a completely solid color design. The possibilities are endless with Malibu's new 2004 color compositions.

ASTEP BEYOND

malibu

CALIFORNIA TENNESSEE AUSTRALIA

www.malibuboard.com

Your Malibu dealer has up-to-date information on new colors and styles that often are introduced during the model year. Your Malibu dealer can provide a complete list of standard and optional equipment and colors. Specifications are subject to change without notice. Weights and volumes are estimates, and can vary from boat to boat due to equipment variations. **BOARDING SAFETY:** Please remember to boat responsibly and respect the rights of others. Please remember to never drink and drive.

©2004 Malibu Boats