




NEW LEADER. NEW RULES.

2001





# NEW LEADER. NEW RULES.

Malibu is a unique company. Our employees actually enjoy working here. That's because our priorities are different. We have a sincere passion for building the best boat we can and for offering our customers the best ownership experience possible. Our passion has garnered three straight "Boat of the Year" awards and launched us into the number one position in our industry. And yet, we still have fun. It has to do with our company philosophy. As employee/owners, each member of our team is a part of our winning strategy. We encourage creativity and new solutions for old dilemmas. We show appreciation for new ideas. And if they're good enough, we don't hesitate to implement them. That's how we have come to serve up more innovations in the water sports industry than any other boat company in the past 10 years. Our product line is the most diverse in the industry – ranging from World Class competitive models to luxury Sport-Vs. And the innovations will continue. You can count on it. Now that we've made it to the top, we intend to stay there.



## Table of contents

3	Comfort
7	Power
11	Technology
15	Proven performance
21	Response series
27	Wakesetter series
33	Sportster series
39	Sunsetter LXi
43	Sunsetter
47	Sunsetter VLX
51	Sunscape 23 LSV
57	Sunscape 25 LSV
63	Features and options

World-renowned designer, Lee Wells, infuses the design of every Malibu boat with comfort, luxury and durability. From the use of the finest G&T Marine vinyl, imported stainless steel staples and fasteners, to the flawlessly-executed seams, Malibu's superior craftsmanship is evident at a glance.



## IT'S THE LITTLE THINGS

Custom designed interiors, with thicker seat cushions and bolsters, envelope passengers in a comfortable ride. Removable tables with built-in cupholders are standard on all Sport V Models. At Malibu, we pay attention to the details, so you can concentrate on fun.



## DOCKING LIGHTS



Our features enable you to take maximum advantage of time on the water. Docking lights on our larger, family boats make excursions after sunset safer by providing greater visibility.

## COMFORT

Our concept of comfort encompasses body *and* mind. We construct every detail, from the deep V hull to the plush interior, from locking storage to perfect speaker placement, to put you at ease.




## ICE CHESTS

Water sports activities can bring on a powerful thirst. Malibu's built-in ice chests are large, insulated and self-draining, so the fun doesn't ever have to slow down.



## THOUGHTFUL INTERIORS

Malibu interiors demonstrate just how particular we are. Little things, such as carpet in areas hidden from view, a cupholder always within reach, and additional padding in unexpected places, set us apart.



No pit stops necessary. We've thought of everything.



## 6-WAY POWER SEAT

New driver's power seats make it even easier to position yourself for precision comfort and pinpoint control. Standard on this year's 25 LSV; optional on the 23 LSV.



## SPEAKERS


If you like to take your favorite tunes wherever you go, you'll love our sound system. Our Infinity speakers are positioned for optimum sound quality – not just ease of installation.



## CUP HOLDERS

We pride ourselves on our discerning attention to detail and knack for accommodating a variety of tastes. That's why oversized cupholders are standard on every Malibu boat. We want to be sure we fit your needs.





They say true power comes from within.

Within each Malibu boat you will find unprecedented power technology. Our innovative power packages stem from our deeply-held conviction that we must deliver unparalleled torque and performance. We balance the power in your favor.

**POWER**





CORVETTE

CORVETTE

Among our notable contributions to power technology is the 5.7L Corvette LS1 engine. Exclusively assembled for Malibu Boats, the LS1 delivers more horsepower than any other small block in history and offers nine percent more horses and nine percent more torque than the automotive LS1. It is big on power, developing its 375 horsepower from a new, lightweight, free-breathing design that is completely unique to previous GM small-blocks. Offering superb fuel efficiency and lower emissions, the specifications include a new aluminum block for stiffness and lower weight, 10:1 high compression aluminum heads and a performance cam combined with a highly-tuned, super-flow composite intake system.

Our Monsoon continues to blow past the competition.

When Malibu was the first inboard manufacturer to introduce the highly-acclaimed GM Vortec engine as standard power, our competition scrambled to catch up. We stayed ahead by partnering with Indmar Marine engines to develop a higher performance intake manifold. The result was the Monsoon 325 MPI engine. It develops a true 325 horsepower and a remarkable 387 ft. lbs. of torque. A dependable workhorse, it has operated flawlessly in the most demanding tests and competitions since its inception, powering the last three "Boat of the Year" award recipients and setting two World Jump Records.

## V-DRIVE vs. I/O

There are many reasons to choose Malibu's Sport-V technology over conventional stern drives, but chief among them is safety. The Sport-V prop, secured under the boat instead of hanging off the stern, is inherently safer. Every Malibu Sport-V is equipped with our exclusive IRT (Instantaneous Response Technology) system for precise handling and control of a quicker-turning rudder system.

Not only is Malibu's Sport-V technology safer than conventional I/O technology, it is also far more efficient. Malibu's Sport-V underwater gear takes advantage of superior hydrodynamics to deliver more power

and torque to the prop in the same fashion as performance ski boats. The customized single rudder, nestled directly in the prop stream, plus two mid-ship tracking fins, allows Malibu's Sport-V to track smoothly and precisely. Considering that I/Os must turn the entire lower unit, gear train, water intake and drive shaft, it's easy to see why the Sport-V outperforms any I/O on the market. The complicated design of I/Os is more expensive to maintain and repair than the clean and simple Sport-V technology. For water sports enthusiasts, there is no comparison. Malibu's Sport-V design means better towing and better wakes for all disciplines.



A lower bow rise of only five degrees, and quicker time to a flat plane with the Sport-V, allows better driver visibility and peace of mind on crowded waterways.

I/Os waste power and torque as they go through a complex set of gears on a longer route from the engine to the prop. The bulky underwater housing creates drag that impedes performance.



## LS1 PACKAGE


Malibu's optional Corvette LS1 engine is more than power and torque. It is a symbol of the exquisite design, heritage and ownership experience that only GM and Corvette can offer. Malibu enhances this package by including custom stainless steel underwater gear, chrome exhaust tips and a custom-fitted and designed motor box with the Corvette emblem.





# TECHNOLOGY

Being the number one ski boat manufacturer doesn't make our engineers lazy. It makes them restless. Through the years, our engineers have introduced a veritable industrial revolution of technological innovations to the marine industry. This year is no exception.



Our new dash and throttle console is feature-rich with 5" Servo instrumentation, lower dash brow height, available GPS and MSCAN. A hinged door on the adjoining throttle console conceals the stereo head unit. Illuminated rocker switches with a carbon graphite backdrop are easily identified, perfectly positioned and offer unparalleled durability.




**M-SCAN**

Malibu Speed Control and Navigation System (MSCAN) was designed in partnership with Borg Warner instrumentation and is now available on any Malibu inboard and Sport-V. MSCAN provides dozens of safety, performance and monitoring features in a single, 5" gauge, including such information as: Speed Control, Global Positioning, Depth Meter, Air and Water temperature. This enhanced safety feature, prominently displayed in the center of our new, ergonomically-designed dash, is yet another technological advancement from Malibu's engineers, designed to make your boating experience safer and more enjoyable.

**CAD DESIGNS**

Malibu engineers use the latest computer technology to work out designs with precision and style. They carefully review each final design to ensure all parts work in harmony to give you the best boating experience on the water.





Ricky Gonzalez



### WEDGE

Applying hydrofoil technology to the creation of well-defined wakeboard wakes is one of the more ingenious ideas our Malibu engineers have concocted in recent years. Since its introduction a few years ago, the Wedge has radically altered wakeboard boat technology, and enabled more than a few beginners to launch their skills to the next level at an accelerated pace. Lowering the reversed hydrofoil Wedge behind the transom provides the equivalent of over 1,000 pounds of down force, without exceeding passenger weight capacities. This creates the wake riders seek, without adding weight to the boat. Safe and convenient, it can be readily deployed from the boat, providing a handy alternative to juggling weighting sacks.

Malibu does not believe the minimum requirements established by the Coast Guard are enough for its product. That is why we participate in the Safety Certification Program administered by the National Marine Manufacturers' Association




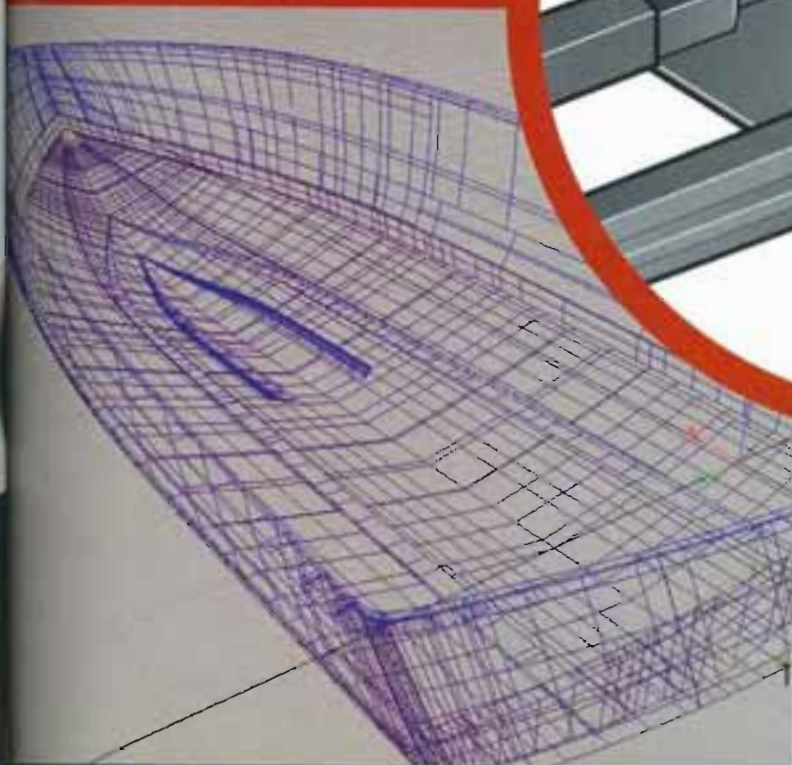
### VENTURI PICKUPS

Malibu engineers relish incorporating technology in their designs that not only improves functionality, but also elevates the standards for the entire industry. One example we were the first to make Venturi speedometer pickups, which eliminate impedance and insure accuracy, standard on every Malibu boat



### THROUGH-BOLTING/FIBECS

Malibu's Fiberglass Engine Chassis System (FibECS) is unique to the industry and has been awarded a patent by the U.S. Patent Office. FibECS was developed by a laminate engineer using computer stress modeling techniques, and provides a three-fold benefit to the overall boat design. The engine mounting procedure is stronger than alternative procedures because the weight of the engine is displaced over a larger area and through-bolted. The load is dispersed over eight attachment points, instead of the standard four. FibECS also features Active Air Induction, channeling more air to the engine for optimum performance. And lastly, the bilge liner is perfectly gel-coated for a cleaner fit and finish. Not many boat buyers think about the inside of their bilge pump when considering which boat to buy, but Malibu engineers do. Our engineers view every aspect of their designs with a critical eye, regardless of whether or not their work will be visible to the end-user. This attention to detail sets Malibu boats apart from others, and has made our boats the best-selling ski boats in the industry.



Malibu's blue-printed hulls and decks are bonded using Plexus Fusion Adhesives. Unlike traditional marine putties, Plexus adhesives chemically cross-link substrates at a molecular level into a unitized assembly. The resulting bond is stronger than fiberglass alone.





PASSION



EXHILARATION



THRILL



## SV23 DIAMOND HULL

Whether you are a dedicated slalom skier eternally reaching for one more buoy, an explosive jumper in search of the perfect arc of flight, or an inventive wakeboarder testing the limits of your creativity, Malibu's SV23 Diamond hull delivers the ride you need to pursue your passion. The much celebrated SV23 Diamond hull serves up world-class performance for a multitude of disciplines, without sacrificing ride quality as so many flat-bottomed boats do. We called it the Diamond because its precision engineering cuts glass as no other hull in the industry can, and we have backed up that boast with steady performance. The patented, championship lines of the versatile SV23 consistently please everyone from world-class slalom skiers to barefooters, wakeboarders and even hydrofoil enthusiasts. It is the foundation of our most popular boats and deserving recipient of numerous accolades. Sound too good to be true? Try it. Test our limits. . . and yours.

# PROVEN PERFORMANCE




## WE HAVE EARNED SOME BRAGGING RIGHTS

Our trophy rack speaks volumes. It says Malibu boats are recognized for superior quality and performance. Three different Malibu models have won "Boat of the Year" awards—more than any other boat company. Our boats have garnered 10 straight "Product Excellence" awards; are consistently at the top of *Watercraft Magazine's* scoring charts; and even brought home Australia's "Boat of the Year" award—making us the most recognized water-sports boat company in both hemispheres.

AWARD  
for  
PRODUCT  
EXCELLENCE

*Tow Boat of the Year  
Malibu Sunsetter LXI*



Michael McCormick

Nothing drives home a point like performance. Malibu's performance gives us the edge in World Class competitions, like the U.S. Open Waterski and Wakeboard Championships. Malibu is the only boat that tows all disciplines at this gathering of the world's best water sports athletes. And each year Malibu enables these athletes to set new records. This year alone delivered one World Record, one U.S. National record and several U.S. Open records, in addition to providing spectacular competition that exceeded the wildest expectations of athletes and spectators alike.



We pride ourselves on making great performances possible with Malibu's own reliable, record-setting performance. Through all the years and all the tournaments, we have never missed a pull due to mechanical failure. Malibu, for the record.



**"A man's reach should exceed his grasp."** — Robert Browning

What gives Malibu boats the edge in world class competitions? We test new ideas in the field and gather feedback from professional water sports athletes in every discipline. They challenge us to reach new heights of performance, and we relish their challenge. Our Pro Wakeboard Team includes: Team Leader and former World Champion, Mike Weddington, World Cup Champion Brannan Johnson, U.S. Open Double-Up Champion Gerry Nunn, Ricky Gonzalez, Mike McLin, Marie Botved and Christy Lee Smith. Our Men's Pro Waterski Team includes: Canadian Slalom Champion Drew Ross, Jason Parades, Mike Champion, Doug Ross, Michael McCormick and Australian National Champion Simon Hill. Our Women's Pro Waterski and two-time WOW Tour Championship team includes: World Champion Tawn Hahn, World Champion Sherri Stone, European Champion Geraldine Jamin, National Record Holders Jill Knutson, Natalie Hamrick and Lori Krueger. Malibu boats are the workhorses behind World Famous Tommy Bartlett Show, Universal Studios, Ron Scarpa's Barefooting School and dozens more. When you buy a Malibu boat, you have the power of all these professionals behind you.



Natalie Hamrick



Sherri Stone



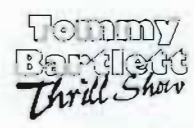
Tawn Hahn



Gerry Nunn



**Drew Ross**  
Professional Waterskiing



# PERFORMANCE



# WATERSPORTS





Malibu's aptly named Response series built its reputation first among world-class slalom skiers. Today, the Malibu Response stands alone as the most popular tow boat in the water ski industry. *WaterSki Magazine* says: "Without a doubt, this is a boat for the true water sports enthusiast." Whether you prefer the closed bow or the open bow, you will find a Response that suits your style. Built on our award-winning SV23 Diamond hull, the Response series is recognized as the world's finest performing slalom boat. Inside, drivers will be thrilled by the precision handling and pinpoint turning of this dynamic boat. Behind, water sports enthusiasts of all disciplines will discover their true abilities, as the neatly formed wakes and steady pull enable them to reach their highest aspirations.

# RESPONSE SERIES





This year's new, ergonomically-designed dash snugly tucks the driver into a private world with fingertip control and wide-open visibility. Borrowing from the latest in automotive styling and combining it with marine functionality, the new dash features a lower brow height for increased visibility, available Cruise Control and Global Positioning Satellite System (MSCAN), and our highly accurate 5" Servo Instrumentation. Switch positions minimize the driver's need to ever take eyes off the water.





Exclusive U.S. Open Towboats



"The Response stands out as one of the most versatile, high performance ski boats ever built."  
*WaterSki Magazine*



The same contoured, multi-density foam construction that makes seating in our luxury models so appealing goes into our Response series. The SV23 Diamond hull offers surprising interior room and storage for a variety of equipment. The front observer seat comfortably accommodates three, without sacrificing performance. This year, a handy trap door in the swim platform enables deployment of our patented, wake-building Wedge from the boat, quickly converting a world class slalom boat into a wakeboard training boat. No space is wasted in the Response. Over-sized, built-in cupholders, side and rear storage, hand rails, interior lighting and flush-mounted cleats provide the touches of comfort and safety upon which Malibu engineers have built a solid reputation for quality and reliability.



## ICE CHEST

Every Response comes with a built-in, 40-quart ice chest that is easily accessed. It's just one of the ways our Malibu engineers have optimized use of all available space, so there's more interior room for you.



## CONVEX WINDSHIELD



The sleek, wraparound windshield of the Response series allows greater visibility for the driver and enhances the integrated design. Malibu engineers don't just piece together a design, they unify all the elements to create a pleasing style that incorporates both function and fashion. The unobstructed view, coupled with a low bow rise, is a priority for our demanding safety standards, especially on crowded waterways.



## TRUNK STORAGE

Skis, wakeboards, vests, ropes... no one likes to head out for a day on the water and discover they've left something behind. The Malibu Response features a large capacity, rear storage locker that makes it a cinch for skiers to retrieve and store gear without disturbing other passengers.

Having won four "Boat of the Year" awards—more than any previous ski boat in history—it's not surprising that the Malibu Response is the designated tow boat for such prestigious events as the U.S. National Championships, the U.S.

Show Ski Nationals and the U.S. Open Water Ski Championships. The Response LX was the first open bow boat to tow such events, and the first to tow a World Record performance. Malibu's Response series boats are used by the World Famous Tommy Bartlett Show, Universal Studios and dozens of top level ski schools. The intense day-to-day use at such venues verifies Malibu's superior engineering and comfort. The Rack & Pinion steering, Zero-friction throttle control and 5" Servo instrumentation are preferred by professionals who spend more hours on the water than off.



Mike Weddington



The epitome of the tournament ski boat.™ *Powerboat Magazine*



Discriminating pros and average Joes alike find the appeal of Malibu's Wakesetter series self-evident. No matter what your level of expertise, you will gain a fresh perspective when you board behind a Wakesetter. Whether you are a world champion touring pro, or a backyard thrasher, it's easy to appreciate the large, rampy, well-defined wakes—especially from a bird's eye view. Drivers soar too, as both the LSV and VLX offer predictable handling and exceptional control at lower speeds. Tighter turning radiuses for easier slow speed maneuverability, plus outstanding visibility demonstrate Malibu engineers' dedication to sport-specific integrity. In designing the Wakesetter series, Malibu engineers took into account the special needs of drivers and boarders alike, refusing to sacrifice maneuverability for performance at slow speeds.

# WAKESETTER SERIES







The Wakesetter LSV represents a remarkable achievement in wakeboarding design. *WaterSki Magazine* says, "The Wakesetter LSV could easily be mistaken for a luxury runabout, but there is no doubt that the Wakesetter LSV is a hard-pulling, thrill-riding, big-air machine." Powered by the Monsoon 325 multi-port fuel injected engine, the LSV comfortably handles a crowd plus equipment. State-of-the-art detailing in the cavernous interior allows for a multitude of extraordinary appointments.





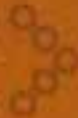
## HEADLIGHTS



Available fog lights project extra visibility from the tower, while standard forward headlights and conveniently located interior lights increase safety and visibility for those heading in after sunset.

## REMOVABLE TABLE

A removable table, with oversized cupholders, and 12 dc blender outlet make taking a mid-day break without heading in a real possibility. Add your favorite tunes and it's just like home – only better.



## TOWER BREAKDOWN

There will be times when you don't need the full tower rigged for towing. Our design allows you to simply and quickly break down the tower for storage, safely storing it out of the way.

## 3-PIECE TRUNK STORAGE

Locking, three-piece trunk storage enables you to organize and separate gear. Handy access from the swim platform allows boarders to grab what they need without assistance.





The Wakesetter VLX is the acclaimed tow boat of the prestigious U.S. Open Wakeboard Championships. It is the ideal wakeboard set-up, incorporating features not available in other boats. That's why this boat is the number one choice of top touring professionals, including 1999 World Cup Champion, Brannan Johnson.



Regal Main Panel w/Ebony Accent



31







A mid-ship ballast tank, Malibu's MLS offers an added 500 lbs. with the press of a switch. Activating this unique tool creates such dynamic wakes that even beginners will be surprised at the extra air time they can get. Drivers will be spoiled by the predictable handling at all speeds and the complete lack of bow rise. The plush interior with extra-padded bolsters, French stitching and premium vinyls looks and feels more like the interior of a luxury runabout than the powerhouse workhorse this boat is. Zero-friction throttle cables, Rack & Pinion steering, 5" Servo gauges, a driver's seat with lumbar support and voluptuous storage centers are just a few of the standard features.



For the demand with an uncompromising budget, there is no better choice than the models in Malibu's Sportster series. The Sportster has consistently been the quickest and fastest value class boat in acceleration tests year after year. It is a rugged, aggressive boat with power to spare and a top speed of over 50 mph. No other boat in this class offers the quality features that are standard on the Sportster. Water52 Magazine says, "The Sportster delivers all of the fit, finish and quality for which Malibu has become known" and calls it "one of the best priced values on the market today." Other competitors offer priced down models with minimal features and light operating matters.

# SPORTSTER SERIES







The open bow Sportster LX delivers the same high level of towing performance as the closed bow, yet provides additional forward seating without compromising the width of the observer's seat. This year's Sportster models have a bolder, newly designed interior. Built on the SV23 hull, the Sportster series has proven its versatility for all water sports, including wakeboarding with the optional Wedge. Powered by the standard 310-hp Vortec engine, drivers will appreciate the quick acceleration to speed. Expert level skiers depend on the fast and consistent power and appreciate the tight tracking Standard 5" Servo gauges and Instantaneous Response Technology with Rack & Pinion steering, set this series apart from others in the value class.





## NO SHORT CUTS

The Sportster, like all Malibu boats, is wood free and features the same construction standards as the top-of-the-line Malibu boats, including through-bolted technology, premium materials, high-tech construction and proprietary features. Some boats that cost twice as much don't offer the quality standard features Malibu includes on the Sportster.



## APPRECIATE THE DETAILS



Malibu engineers have designed the interior for maximum convenience and efficiency, including courtesy lighting and ski racks to stow your gear out of the way. We are pleased to offer quality and performance at a price thousands less than other not-so-comparable models. Built to perform, the Sportster still provides every convenience you could want in a value model.

# PERFORMANCE



# FAMILY CLASS







We aren't kidding when we say all our boats are designed with towing performance in mind. That's why our sumptuous Sunsetter LXi was honored with the prestigious "Towboat of the Year" award from Powerboat Magazine last year. As the largest boat ever to pass the American Water Ski Association testing criteria for towing, the Sunsetter LXi aptly demonstrates our dedication to the water sports market. We don't just build a family boat you can ski behind. We build a tow boat that will accommodate your family. The Sunsetter LXi is built on Malibu's award-winning SV23 Diamond hull -- the same hull that tows the most prestigious events in water sports. Doesn't your family deserve the best of Malibu's engineering breakthroughs?

# SUNSETTER LXi







The Sunsetter LXi will take you where you want to go, whether that means cruising with the family or improving your slalom score. With more storage capacity than any other boat in its class, including a locking trunk, the Sunsetter LXi comfortably accommodates all your toys. With the available Corvette LS1 engine, this boat easily outperforms everything in its class. If you're looking for more than a comfy ride, the Sunsetter LXi is the boat for you. *Powerboat Magazine* says: "Malibu's plush Sunsetter LXi sets a high standard for multi-purpose tow boats. . . amenities that could spoil a Prince."



# PRO RIDERS EDITION

The Pro Rider's Edition turns the Sunsetter LXI into a world class wakeboard boat by including our fold-down tower, MLS (Malibu Launch System), launch seats and EZ access Wedge, plus our highly accurate instrumentation.



Hemlock Main Package / Malibu/Dark Blue Accents



Standard features on the Sunsetter LXI include Malibu's IRT (Instantaneous Response Technology), 5" gauges, interior courtesy lights in both storage and common areas, oversized cupholders, two 12-volt accessory plugs, bow insert cushion and smoked glass windblock.

## ICE CHEST

The 40-quart, insulated ice chest is located in the bow of the Sunsetter LXI, for convenient access.



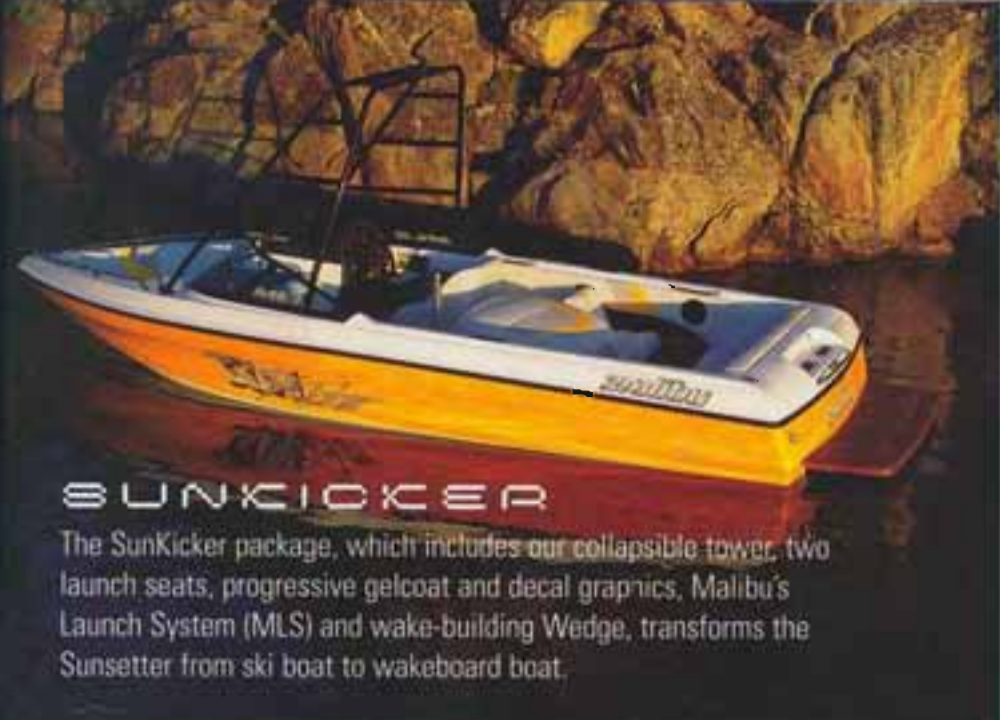


Are you looking for great value in a quality boat with room for the entire family? The Malibu Sunsetter offers terrific value in a family tow boat. Offering the versatility of an open bow, combined with self-cleaning flooring for all-day use, the Sunsetter has a newly designed open bow with a trim plate built out. With a 20-gallon fuel capacity, 57-hp instrumentation, driver's air/lift/lift against system and Malibu's revolutionary Dynamic Response Technology (DRP), the Sunsetter is truly the same exciting exhilarating ride Malibu makes for anglers in through the same strokes in (despite) every Malibu model. They create a boat they want to see. It's as simple as that. But we have added the Sunsetter volitional antenna to this year's Sunsetter option.

# SUNSETTER



Yellow Main Panel w/Moonbeam Accents



## SUNKICKER

The SunKicker package, which includes our collapsible tower, two launch seats, progressive gelcoat and decal graphics, Malibu's Launch System (MLS) and wake-building Wedge, transforms the Sunsetter from ski boat to wakeboard boat.

### REAR STORAGE

Malibu engineers strive to make the most of available space in every model. The Sunsetter offers large capacity rear storage to conveniently accommodate skis, wakeboards and their accessories.

### ICE CHEST

We know you need more than toys when you plan a day out on the water. That's why a built-in, self-draining ice chest is a standard feature on every Sunsetter.



# LUXURY SPORT



CLASS





When life has been good to you and you've earned your right to enjoy it fully, Malibu's Sunsetter VLX is there. This is the boat for the person who cannot decide between a Cadillac and a Porsche. It is an absolute manifestation of luxury plus performance. A sport V drive on the dynamic SV23 Diamond hull, the Sunsetter VLX is powered by our kicking Monsoon 325 hp engine, or the optional Corvette LS1. With standard multi-port fuel injection, it outclasses other boats in this league, which offer less desirable Throttle Body Injection, by a wide margin. When you want both comfort and power, there's no need to compromise. The Sunsetter VLX awaits you. Life is short. Enjoy it to the fullest.

# SUNSETTER VLX









*WaterSki Magazine* notes "This boat kicks up some really big wakes. Even more impressive than its sheer size. . . is the degree to which the wakes can be customized to suit the rider." The Sunsetter VLX delivers what you want; nothing less.

### SUNDECK



The vast, locking, rear storage compartment doubles as a wide, soft sun deck for those times when you'd rather sit still and relax than pursue your personal record.



## SUNSETTER VLX

This year we've updated the Sunsetter VLX to include a special, swivel driver's seat behind the all-new, ergonomically designed dash. Now available with the acclaimed Malibu Wedge, the Sunsetter VLX is more versatile than ever. Although not the largest of all the V-drives on the market, nor the widest, the Sunsetter VLX stands apart. Featuring the same driver set-up as Malibu's competition series, drivers appreciate the air lumbar support, Rack & Pinion steering, 5" Servo gauges with Venturi pickups for accuracy, and the dual tracking fins that provide responsive turning and rock-solid tracking.

### REMOVABLE TABLE

Our convenient, removable table with built-in, oversized cupholders makes picnic time a breeze on the Sunsetter VLX. Just drop anchor when you want to savor a snack while still on the water.




The 2001 Sunsetter VLX is better than ever because it is now built on our award-winning SV23 Diamond Hull.



Malibu's Sunscape 23 LSV is a strong example of how Sport V technology can provide the recreation benefits of trailer inboards and the spacious layout of luxury runabouts. The Sunscape 23 LSV includes features not even available as options on other boats. With the Sport V design, the Sunscape 23 LSV has an exposed hardware to interface with power windows, fully adjustable, free-rotate gunwale covers, repair-free access life ports, its versatility as a water sports tow boat is underlined by the highest performance score in the V-Run class at the MalibuSV Magazine test. This serves as confirmation that Malibu engineers look beyond the immediate to ensure that the luxury boats remain able to do multiple and practical in the water sports world.

# SUNSCAPE 23 LSV






## WIND BLOCK



Our easy-to-use windblock partition, standard on every Sunscape 23 LSV, fits snugly between the bow and mid-ship to provide comfort on cool, early morning excursions, or late-evening cruises. When you don't mind the extra breeze, simply remove and store it out of sight.



Midnight Blue Main Panel w/Zephyr/Sangria Accents






The ergonomically-designed dash of the Sunscape 23 LSV is reminiscent of the finest automotive styling, with its hand-covered and stitched finish. Our 5" Servo gauges are designed for accuracy and positioned for extra visibility. Add MSCAN, featuring GPS and Cruise Control, and the instrumentation is complete. A control panel with fingertip access and clear labeling enables drivers to make adjustments without repositioning themselves. Courtesy lights enhance visibility throughout, including bow and storage areas.



#### POP-UP BOW LIGHT



Our engineers prefer clean lines and simple, elegant design. On the SUNSCAPE 23 LSV they cleverly tucked away the bow light so that it is flush with the deck when not in use, revealed when needed.

## STEREO

Among the many appointments of the SUNSCAPE 23 LSV is the standard JVC, single-disc stereo, which comes with a power amp and six Infinity Speakers positioned throughout to provide perfect sound no matter where you are seated.



## BOW ICE CHEST



The insulated, self-draining ice chest we have provided in the bow area is large enough to hold a day's worth of goodies for everyone on board.



## PULL-UP CLEAT




In keeping with their desire to maintain sleek lines, engineers insisted upon including pull-up cleats on the Sunscape 23 LSV. The four pull-up cleats are handy when needed, but are flush with the boat when not in use.

## REAR STORAGE

The locking, three-piece rear storage hatch of the Sunscape 23 LSV makes locating items extra easy by allowing compartmentalized storage and providing courtesy lighting. No more digging through a huge pile of things to find what you need. And, with the security of locks, you will be able to reduce load time by keeping essentials on board at all times.







One look at the Sunscape 23 LSV interior and it is clear that Malibu has spared no expense to make this the most luxurious Sport-V, with the widest array of features, in the world. Customize it with your personal color choices and the finished boat will be like no other on the water. The look is you; the performance – Malibu.



Midnight Blue Main Panel w/Suede Accent

57





The fresh, new styling concepts of the Sunscape 25 LSV present a long, lean, sleek body surface that is immediately pleasing to behold. The Sunscape 25 LSV tackles rough water with confidence, handles like a dream and offers a startling array of features.

## WALK THROUGH

The walk-through transom of the Sunscape 25 LSV has a dual-door windblock partition for cooler air. With seating capacity for 15, you can stretch out in luxury, or entertain a party of guests.





## 6 WAY POWER-SEATS


Drivers will appreciate the multi-position power seat which enables them to fine-tune their set-up. With virtually no bow rise, due to the Sport-V configuration, the Sunscape 25 LSV spoils the experience of driving anything lesser. The hand-stitched and wrapped dash and throttle whisper elegance to the touch.

## REAR STORAGE HATCH

The hatch for the rear storage is conveniently lifted by an electronic actuator to reveal spacious, locking rear storage on either side of the engine. This sort of easy accessibility is the type of attention to detail one should expect from a luxury runabout, especially one designed by Malibu. Courtesy lights guarantee you can find what you need, night or day.



SUNSCAPE 25 LSV



SUNSCAPE  
SUNSCAPE

## HEAD STORAGE



Our designers aimed for the top when they created the Sunscape 25 LSV. They wanted to offer a boat so appealing it would hamper the desire to go ashore. With an on-board port-a-potty and head-storage, the Sunscape 25 LSV enables you to truly get away – and stay away – from it all. No one else offers a Sport-V luxury runabout with so many features.

## BOW STORAGE

As always, Malibu engineers prefer to utilize all available space. Extra storage in the bow area creates enough room to take along plenty of spare lifevests and toys, without interfering with passenger comfort or leg room.



## INFINITY SPEAKERS

Because we know you may want to make a day of it, we've equipped the Sunscape 25 LSV with a 160 watt Fower Amp, JVC single disc player and six Infinity speakers carefully positioned for ideal sound design. Enjoy your favorite tunes as you leave the every day world behind. We can think of no better way to unwind and reclaim the world for yourself.



## SNAP-IN CARPET



Our snap-out, diamond cut carpeting reveals the most non-slip textured flooring beneath and makes cleaning remarkably easy and convenient. When it comes to details, Malibu's engineers have addressed even the most unexpected in the Sunscape 25 LSV.

## ICE CHEST



With a 75-gallon fuel capacity, the Sunscape 25 LSV allows you to go out on the water and stay out on the water. Depending on your passenger load, you may choose to pack a light picnic or a fabulous feast. The super capacity 60-quart self-draining ice chest built into the Sunscape 25 LSV will accommodate them both without inconveniencing passengers or crew.



	RESP	RESPLX	SPTR	SPTLX
Malibu 350 Vortec - 310 hp <i>Direct Drive Boat</i>	STD	STD	STD	STD
● Malibu Monsoon 325 HP/MPI <i>best for (2000) (2001) (2002)</i>	OPT	OPT	OPT	OPT
● Corvette LS1 375 HP/MPI <i>most basic</i>	OPT	OPT	OPT	OPT
Hammerhead 365 HP/MPI	OPT	OPT	OPT	OPT
8.1 Liter GM Vortec EFI	NA	NA	NA	NA
● Mercruiser 300 HP/MPI	OPT	OPT	OPT	OPT
● Mercruiser 320 Black Scorpion/MPI	OPT	OPT	OPT	OPT
Mercury 200 Optimax/DFI	NA	NA	NA	NA
2-12 Volt DC Power Outlets <i>Blow up Filler (cigarette)</i>	STD	STD	1	1
● Accuski Pro 2000 Speed Control <i>Accuski control</i>	OPT	OPT	OPT	OPT
Adjustable Driver's Seat w/Air Lumbar	STD	STD	STD	STD
Adjustable Power Seat w/Air Lumbar	NA	NA	NA	NA
All Fiberglass Construction <i>Composite</i>	STD	STD	STD	STD
Automatic Bilge Pump <i>down water</i>	STD	STD	STD	STD
Automatic Ballast System (MLS)	NA	NA	NA	NA
Barefoot Competition Package <i>impact absorbent</i>	NA	NA	NA	NA
● Battery Isolator Switch <i>Batteries &amp; battery</i>	OPT	OPT	OPT	OPT
● Bimini Top <i>cover</i>	OPT	OPT	OPT	OPT
● Boat Cover (Sunbrella) <i>opt fashion</i>	OPT	OPT	OPT	OPT
● Bow Lifting Eye	OPT	OPT	OPT	OPT
Bow Centerpiece Filler Cushion	NA	NA	NA	NA
Bow Walk-Thru Wind Block	NA	NA	NA	NA
● Carbon Graphite Sport Steering Wheel <i>wood</i>	OPT	OPT	OPT	OPT
● Custom Gauge Bezels, (Blk Chrm, Gold, Champagne)	OPT	OPT	OPT	OPT
Center Floor Storage Locker	NA	NA	NA	NA
Circuit Breakers	STD	STD	STD	STD
Convex Rear View Mirror	STD	STD	STD	STD
● Custom Wood Grain Dash Panels	OPT	OPT	OPT	OPT
● Custom Wood Grain Steering Wheel	OPT	OPT	OPT	OPT
Halogen Docking Lights	NA	NA	NA	NA
Dual Tracking Fins	NA	NA	STD	STD
Dual Swivel Bucket Seats	NA	NA	NA	NA
Dual Gas Fills	NA	NA	NA	NA
● ECI Fold Down Tower	OPT	OPT	NA	NA
FibECS (Fiberglass Engine Chassis System)	STD	STD	STD	STD
● Gelcoat Accents on Deck <i>glass wood</i>	OPT	OPT	NA	NA
Gunnel Net Storage	STD	STD	OPT	OPT
● Heater (2 or 3 Outlet)	OPT	OPT	OPT	OPT
32 oz Syntec Platinum Marine Carpeting	STD	STD	OPT	OPT
Heavy Duty Transom Tie Down Rings	STD	STD	STD	STD
Head Compartment	NA	NA	NA	NA
● Hot Water Shower	OPT	OPT	OPT	OPT
Insulated Ice Chest	STD	STD	NA	NA
● Launch Seats	OPT	OPT	OPT	OPT



SNSTR	SUNLXI	SUNVLX	SNSCP23	SNSCP25	WAKEVLX	WAKELSV	FLTCRT
STD	STD	NA	NA	NA	NA	NA	NA
OPT	OPT	STD	STD	NA	STD	STD	NA
OPT	OPT	OPT	OPT	NA	OPT	OPT	NA
OPT	OPT	OPT	OPT	NA	OPT	OPT	NA
NA	NA	NA	NA	STD	NA	NA	NA
OPT	OPT	NA	NA	NA	NA	NA	NA
OPT	OPT	NA	NA	NA	NA	NA	NA
NA	NA	NA	NA	NA	NA	NA	STD
STD	STD	STD	STD	STD	STD	STD	STD
OPT	OPT	OPT	OPT	OPT	OPT	OPT	NA
STD	STD	STD	STD	NA	STD	STD	STD
NA	NA	OPT	OPT	STD	OPT	OPT	NA
STD	STD	STD	STD	STD	STD	STD	STD
STD	STD	STD	STD	STD	STD	STD	STD
OPT	OPT	OPT	OPT	OPT	STD	STD	NA
NA	NA	NA	NA	NA	NA	NA	STD
OPT	OPT	OPT	OPT	OPT	OPT	OPT	OPT
OPT	OPT	OPT	OPT	OPT	OPT	OPT	OPT
OPT	OPT	OPT	OPT	OPT	OPT	OPT	OPT
OPT	OPT	OPT	OPT	OPT	OPT	OPT	OPT
STD	STD	STD	STD	STD	STD	STD	NA
NA	STD	STD	STD	STD	STD	STD	NA
OPT	OPT	OPT	OPT	OPT	OPT	OPT	OPT
OPT	OPT	OPT	OPT	OPT	OPT	OPT	NA
STD	STD	STD	STD	STD	MLS	MLS	STD
STD	STD	STD	STD	STD	STD	STD	STD
STD	STD	STD	STD	STD	STD	STD	STD
OPT	OPT	OPT	OPT	OPT	OPT	OPT	NA
OPT	OPT	OPT	OPT	OPT	OPT	OPT	NA
NA	OPT	OPT	STD	STD	OPT	OPT	NA
NA	NA	STD	STD	STD	STD	STD	NA
NA	NA	NA	NA	STD	NA	NA	NA
NA	NA	NA	STD	STD	NA	STD	NA
OPT	OPT	OPT	OPT	OPT	OPT	OPT	NA
STD	STD	STD	STD	STD	STD	STD	NA
OPT	OPT	OPT	OPT	OPT	NA	NA	NA
STD	STD	STD	NA	NA	NA	NA	NA
OPT	OPT	OPT	OPT	OPT	OPT	OPT	NA
STD	STD	STD	STD	STD	STD	STD	STD
STD	STD	STD	STD	STD	STD	STD	STD
NA	NA	NA	NA	STD	NA	NA	NA
OPT	OPT	OPT	OPT	OPT	OPT	OPT	NA
STD	STD	NA	STD	STD	NA	STD	STD
OPT	OPT	OPT	NA	NA	OPT	NA	NA

	RESP	RESPLX	SPTR	SPTLX
Lighted Bow Storage	STD	STD	STD	STD
Lighted Gunnel Storage	STD	STD	STD	STD
Locking Glove Box	STD	STD	OPT	OPT
Oversized Cup Holders	STD	STD	STD	STD
● Malibu Speed Control/Navigational System (MSCAN)	OPT	OPT	OPT	OPT
● Malibu Message Center -Depth/Water Temp	OPT	OPT	OPT	OPT
● Nibral 4-Blade Propeller	OPT	OPT	OPT	OPT
● Perfect Pass Pro Speed Control	OPT	OPT	OPT	OPT
Patented Swivel Head Pylon	STD	STD	STD	STD
Pump Out Port-a-Potty	NA	NA	NA	NA
Port-A-Potty	NA	NA	NA	NA
● Pop-Up Bow Light	OPT	OPT	OPT	OPT
● Pull-Up Cleats	OPT	OPT	OPT	OPT
Rack & Pinion Steering System	STD	STD	STD	STD
Rear Locking Trunk Storage	STD	STD	NA	NA
Rear 3-Piece Locking Storage Compartment	NA	NA	NA	NA
Removable Refreshment Table	NA	NA	NA	NA
Removable Teak Swim Platform	STD	STD	STD	STD
5" Borg Warner Servo Instrumentation	STD	STD	STD	STD
3-Blade Stainless Propeller	STD	STD	STD	STD
Snap-In/Out Diamond Cut Carpeting	NA	NA	NA	NA
● Stereo: JVC Single Disc W/4 Infinity Spkrs.	OPT	OPT	OPT	OPT
Stereo: JVC Single Disc, Power Amp. W/6 Infinity Spkrs	NA	NA	NA	NA
● Stereo: JVC 12 Disc Changer	OPT	OPT	OPT	OPT
● Stereo: 160 Watt JVC Stereo Amplifier	OPT	OPT	OPT	OPT
Swivel Driver's Seat	NA	NA	NA	NA
Transom Grab Handle	STD	STD	OPT	OPT
Triple Tracking Fins	STD	STD	NA	NA
● Titan Collapsible Tower	OPT	OPT	NA	NA
Venturi Speedometer Pickups	STD	STD	STD	STD
Walk-Thru Transom	NA	NA	NA	NA
● Wedge Wakeboard Hydrofoil	OPT	OPT	OPT	OPT
Wrap-Around Walk-Thru Windshield	STD	STD	STD	STD

## BOAT SPECIFICATIONS

### Response/Response LX

Length: 20' Beam: 90" Draft: 16 Weight: 2450 lbs.  
Fuel Capacity: 35 gallons  
Seating Capacity: Respn 6 RespnLX 8

### Sunsetter

Length: 21' Beam: 93" Draft: 18 Weight: 2800 lbs.  
Fuel Capacity: 38 gallons Seating Capacity: 10

### Sunsetter LXi

Length: 21' 8" Beam: 93.5" Draft: 18  
Weight: 2900 lbs. Fuel Capacity: 35 gallons  
Seating Capacity: 10

### Sunsetter VLX/Wakesetter VLX

Length: 21' Beam: 93" Draft: 18 Weight: 2900 lbs.  
Fuel Capacity: 35 gallons Seating Capacity: 11

### Sunscape LSV/Wakesetter LSV

Length: 22' 6" Beam: 97" Draft: 18 Weight: 3400 lbs.  
Fuel Capacity: 55 gallons Seating Capacity: 12

### Sunscape 25 LSV

Length: 25' Beam: 102" Draft: 26 Weight: 4600 lbs.  
Fuel Capacity: 80 gallons Seating Capacity: 14

### Sportster/Sportster LX

Length: 20' Beam: 86" Draft: 16  
Weight: 2250 lbs. Fuel Capacity: 38 gallons  
Seating Capacity: Sprt 6 SprtLX 8

### Flightcraft

Length: 20' Beam: 86" Draft: 16  
Weight: 1900 lbs. Fuel Capacity: 41 gallons  
Seating Capacity: 8

SNSTR	SUNLXi	SUNVLX	SNSCP23	SNSCP25	WAKEVLX	WAKELSV	FLTCRT
STD	STD	STD	STD	STD	STD	STD	STD
STD	STD	STD	STD	STD	STD	STD	STD
STD	STD	STD	STD	STD	STD	STD	STD
STD	STD	STD	STD	STD	STD	STD	STD
OPT	OPT	OPT	OPT	OPT	OPT	OPT	NA
OPT	OPT	OPT	OPT	OPT	OPT	OPT	NA
OPT	OPT	STD	STD	STD	STD	STD	NA
OPT	OPT	OPT	OPT	OPT	OPT	OPT	NA
STD	STD	STD	STD	STD	STD	STD	STD
NA	NA	NA	NA	OPT	NA	NA	NA
NA	NA	NA	NA	STD	NA	NA	NA
OPT	OPT	OPT	STD	STD	OPT	STD	OPT
OPT	OPT	OPT	STD	STD	OPT	STD	OPT
STD	STD	STD	STD	STD	STD	STD	NA
NA	STD	NA	NA	NA	NA	NA	NA
NA	NA	STD	STD	STD	STD	STD	NA
NA	NA	STD	STD	STD	STD	STD	NA
STD	STD	STD	STD	STD	STD	STD	NA
STD	STD	STD	STD	STD	STD	STD	NA
STD	STD	NA	NA	NA	NA	NA	NA
NA	NA	NA	NA	STD	NA	NA	NA
OPT	OPT	OPT	NA	NA	OPT	NA	OPT
NA	NA	NA	STD	STD	NA	OPT	NA
OPT	OPT	OPT	OPT	OPT	OPT	OPT	OPT
OPT	OPT	OPT	OPT	OPT	OPT	OPT	OPT
NA	NA	STD	STD	STD	STD	STD	NA
STD	STD	STD	STD	STD	STD	STD	NA
STD	STD	NA	NA	NA	NA	NA	NA
OPT	OPT	OPT	OPT	OPT	OPT	OPT	NA
STD	STD	STD	STD	STD	STD	STD	NA
NA	NA	NA	NA	STD	NA	NA	NA
OPT	OPT	OPT	OPT	OPT	NA	STD	NA
STD	STD	STD	STD	STD	STD	STD	STD

Your Malibu dealer has up to date information on new colors and finishes that often are introduced during the model year. Your Malibu dealer can provide a complete list of standard and optional equipment and prices. Specifications are subject to change without notice. Weights and volumes are approximate and can vary from boat to boat due to equipment variations. **BOATING SAFETY** Please remember to boat responsibly and respect the rights of others. **Please remember to never drink and drive.**

AUSTRALIA - 813 Hope Court, Albury N.S.W. 2640 (02) 60401174

CALIFORNIA - Corporate Headquarters - One Malibu Court, Merced, CA 95340  
(209) 383-7469 www.malibuboats.com

TENNESSEE - 5075 Kimberly Way, Loudon, TN 37774 (865) 458-5478

INTERNATIONAL SALES - International Nautic Corp. (INC) 50 S. U.S. Hwy. One, Suite 212, Jupiter, FL 33477 (561) 748-2551

Malibu Boats would like to lift up praise to the athletes and friends for their effort and teamwork demonstrated at the photo shoots in Orlando and Lake Tahoe. To our "ragtime" crew Jorge, Shane, Ted, Gibby and Clyde who keep the boats spotless and the photo shoot running smoothly, and to the employees at Malibu who unquestionably build the finest boats on the water. To the hottest watersports photographer of all time, Tom King, your hair may be getting thinner but your shots are just getting better...you earned! To Devin and the folks at Fractal Design, like your dad throwing, your awesome creativity costs me coin...and it's well worth it! Thanks for the creativity and the desire to produce the best. To "Fancy Words" Crowell, you capture the heart-beat of our company and sprinkle it through the pages like no other. And of course J.J., from knot guru to golf instructor to an occasional "hard-eggs", it's always a pleasure.



**Mallbu Boats**

**California | Tennessee | Australia**