



MALIBU BOATS 2008

(contents)

04
INTERIOR
08
WAKESETTER SERIES
24
RESPONSE LXI
28
CORVETTE
30
RIDE SERIES
36
HERO FEATURES
44
LUXURY SPORT V SERIES
56
POWERWEDGE
58
CONSTRUCTION
60
POWER
62
PERFORMANCE
64
TEAM
68
OWNERSHIP
68
ACCESSORIES
70
FEATURES/OPTIONS



SIXTH STRAIGHT BOAT OF DIAM
THE YEAR AWARD THE MALIBU
SIXTEENTH PERFORMANCE PRECIS
EXCELLENCE AWARD

26

We believe
source of su
fundamenta

in both hemispheres
manufacturing plants

covering the world of water sports

PATENTED SWIVEL-HEAD PYLON

MULTI-PORT FUEL PATENTED POWER WED
INJECTED ENGINES pat. no. 7,140,318

club malibu REDEFINING STANDARD

FIBERGLASS ENGINE CHASSIS SYSTEM GORILLA FI

ILLUSION X TOWER

HAND-WRAPPED DASHES 12 WORLD RECORD

ND HULL
FFERENCE
ON PRO SPEED
CONTROL

less is
people (msst)

the world's finest
3-event ski boats

Build the best
boat, enjoy the
workplace and
provide the best
value to Malibu
customers

PERFORMANCES

THERE'S SOMETHING SPECIAL HERE

Like every Malibu that came before, this year's new line up of Malibu boats began as a challenge: to explore the limits without containing our thinking. We wanted to build a boat that would satisfy our engineers' obsession for technological leadership and enthusiasm for the sport. After a record-setting six straight Boat of the Year awards, our thirst for advancing innovation cannot be quenched. While our competitors might see our approach as risky, the only risk we see is not

giving our best to every Malibu owner. Each Malibu will share certain, abiding characteristics: cutting edge design, elegant amenities, impeccable engineering, masterful performance and -most importantly- the passion of their creators. We did not get to the top of the water sports world on our own though. Malibu's reputation has blossomed as our customers have spread the word that Malibu boats are different.



OUR INNER GLOW

BECAUSE YOU SPEND MOST OF YOUR TIME INSIDE A BOAT, THE INTERIOR EXCELLENCE OF EVERY MALIBU IS IMMEDIATELY NOTICEABLE. New exclusive Duraguard stain resistant vinyl is not only plush and tough, but exquisitely implemented through perfect seam alignment, quality hand-wrapped dashes and throttle consoles. Ergonomically angled seating is placed in thoughtful proximity to stainless cup holders, locking storage areas and insulated ice chests.



01.



02.



03.

01. LIGHTS, CAMERA, SEATING.

Our side panel is functional art at its best. A bay of stainless steel cup holders, stainless steel grab handles, and available backlit foglight systems are surrounded by hand-wrapped, upholstered pieces and backlit Malibu-branded accents. The Malibu difference is in the details.

02. FINGERTIP CONTROL.

Malibu's new LCD touch panels allow you to control everything from your Malibu-Factory foglight+ sound system to the Radar Monitoring System (RMS), theater-style interior lighting, other jetskis, factory and custom, as well as any other dash-incorporated accessory with a single touch.

03. BOAT MUSIC.

Malibu's new available stereo system enables you to control your iPod+ or your Sirius Satellite Radio, both fully supported by the Malibu-Factory foglight+ sound system.









WAKESETTER SERIES

THE WAKESETTER SERIES IS PROOF POSITIVE THAT MALIBU ENGINEERS ARE DIALED into the professional athlete's experience as well as the family experience. The best selling wakeboard boats in the world, this series is equally popular with pro-level and recreational riders. All models come equipped with our state-of-the-art Illusion X or the new Illusion XS tower, Malibu Launch System (MLS), new LCD-embedded switch panels and Precision Pro Speed Control. You supply the fun.



WAKESETTER 24 VTX
Length 28'6.18m
Beam 98"/2.49m
Draft 22"/0.56m
Capacity 19 persons
Fuel 46 gal./174L



WAKESETTER VLX
Length 21'6"/6.55m
Beam 98"/2.49m
Draft 24"/0.61m
Capacity 11 persons
Fuel 46 gal./174L



WAKESETTER 23 LSV
Length 23'7.01m
Beam 102"/2.59m
Draft 27"/0.69m
Capacity 14 persons
Fuel 55 gal./208L



WAKESETTER 247 LSV
Length 24'7"/7.50m
Beam 102"/2.59m
Draft 27"/0.69m
Capacity 16 persons
Fuel 87 gal./329L



WAKESETTER 21 XT1
Length 21'6"/6.55m
Beam 98"/2.49m
Draft 24"/0.61m
Capacity 12 persons
Fuel 46 gal./174L



WAKESETTER 23 XT1
Length 23'7.01m
Beam 102"/2.59m
Draft 27"/0.69m
Capacity 14 persons
Fuel 47 gal./178L



WAKESETTER 247 XT1
Length 24'7"/7.50m
Beam 102"/2.59m
Draft 27"/0.69m
Capacity 16 persons
Fuel 46 gal./174L

IF THE WAKESETTER VTX WERE A BALL PLAYER, IT WOULD HAVE BEEN MOST VALUABLE PLAYER IN 2007. Winner of the *Powerboat Magazine* 2007 Boat of the Year award, this 20-footer became an instant sensation when we introduced it last year. With all the power and performance to satisfy professionals, and more true seating and storage capacity than any boat in its class, its garage-friendly size of 20 feet long, 98 inches wide still seats up to 10 in its spacious interior. This compact performer features a sleek profile with its frameless vented windshield.

Length 20'/6.10m Beam 98"/2.49m
 Draft 22"/0.56m Capacity 10 persons
 Fuel 46 gal./174L



01.



02.

01. ICE CHEST

It may be a smaller boat, but you wouldn't know it from the amenities in the Wakesetter VTX. A spacious, 60-quart self-draining ice chest conveniently carries your favorite refreshments in its easy-to-reach location behind the driver's seat.

02. YOU ARE SO GOOD LOOKING

From the frameless, vented windshield to the customizable gel coat color combinations, the chiseled lines of the Wakesetter VTX stand out on the water.

Upports: Hull Deck Yellow Hull Walk; Elbowing Hull Accent; White Deck Deck; White Deck Run; White Deck Accent 1; Elbowing Deck Accent 2; Yellow

WAKESETTER VTX





CHAD SHARPE
ASIAN NATIONAL CHAMPION

THIS IS THE NOT-SO-SECRET WEAPON OF PROFESSIONAL WAKEBOARDERS. It makes world class athletes better. Imagine what it can do for you. The Wakesetter VLX is the official tow boat of Wakestock, Wakeboarder.com and WakeWorld.com, as well as the personal boat of pros such as world champions Philip Soven and Dallas Friday as well as Chad Sharpe, Brian Grubb and Kevin Henshaw. Hard core riders will appreciate the optimized V25 Wake hull, the Malibu Launch System (MLS) and the Ballast Monitoring System (BMS). Add the all-stainless Patented Power Wedge or the original Wedge for increased vertical performance.

Length 21' 0" / 6.35m Beam 98" / 2.49m
 Draft 24" / 0.61m Capacity 11 persons
 Fuel 46 gal / 174L



01. RIDER PRESETS

Remarkable water sports presets allow you to designate Power Wedge position, ballast levels, speed and more in a convenient, push button profile. Malibu has also created factory presets you can try.

02. SIDE PANEL

Malibu engineers love to create special touches, and the side panel of the VLX is a perfect example. Housing a bay of stainless steel cup holders and grab handles, it also accommodates the available Rockford Fosgate® speakers and boasts a shield with the word Wakesetter laser cut, backlit and center-mounted.



01. 02.

WAKESETTER VLX





THE NEW 2008 WAKESETTER 23 LSV IS POISED TO EXPAND MALIBU'S MARKET DOMINATION as it confirms Malibu engineers have found that sweet spot among ride, handling and wakeboard performance with its new advanced hull design. With enhanced design elements such as the new frameless-vented windshield, aggressive dash shape, gauges and LCD-embedded switch panels, its appeal covers the spectrum of skill levels. New rider presets make switching from pro to beginner level virtually effortless, with the adjustments one can make to the customizable Malibu Launch System (MLS), Precision Pro Speed Control and the available Patented Power Wedge.

Length 23'7.81m Beam 102"/2.59m
 Draft 27"/0.69m Capacity 14 persons
 Fuel 55 gal./208L



01. BOW

The newly designed Wakesetter 23 LSV bow has room enough for you to relax and recover from your best ride. Sit back and enjoy the sound of available Rockford Fosgate™ speakers. Find room for your favorite beverage nearby in the stainless steel cup holders.

02. TRANSOM SEAT


Our new transom staging seat is tooled right into the deck of the new 23-footers. This convenient design gives riders a comfortable place to prepare before their next run. Coupled with the available engineered fiberglass swim step with no-slip pad and built-in rocket, Malibu has taken the hassle out of preparation.



Opposite page: Red Bow; White Bow; Ebony Bow; Regal Bow; White Bow; Regal Bow; Ebony Bow; Regal Bow

WAKESETTER 23 LSV





THE WAKESETTER 247 LSV IS AN EXPERIENCE THAT WILL OVERLOAD YOUR SENSES. Relish the exquisite dash, with its LCD-embedded switch panels, the feel of the Italian-made Isotta steering wheel and the new Shift-by-Wire Throttle and the sounds of the electronic throttle acceleration. Or share the wow factors of this dynamic performer with 15 of your closest friends, because this boat warmly accommodates up to 16 people and all their gear. The lounge, designed to stretch limo proportions, has LED interior lighting to enhance cozy conversations.

Length 24'3"/7.50m Beam 102"/2.59m
 Draft 27"/0.69m Capacity 16 persons
 Fuel 87 gal./329L



01. REAR STORAGE

The rear locking storage area offers 44 cubic feet to house large, small, wet and precious items alike. Place wet vests, towels or rash guards in the above-engine space; put gear in the two main storage areas on either side of the engine, with their 20 cubic feet each, and conveniently store smaller items, such as gloves, soap, glasses and hats in the hard bins located at the back of each locking hatch door.

01. SIDE PANEL

Together the lounge side panels total 10 stainless steel cup holders, four stainless steel grab handles and two available Rockford Fosgate speakers. Lit with hidden LEDs, they are branded with new laser-cut stainless steel "Wakesetter" shields.



options: wrap: full blue, Ebony full wrap, Ebony full wrap, White full wrap, White full wrap, Ebony full wrap 1, White full wrap 2, Ebony

WAKESETTER 247 LSV



THE WAKESETTER 21 XT*i* PUTS YOU IN EXCLUSIVE MALIBU TERRITORY. At 21.5 feet long and more than eight feet wide, its exceptional design is unique to Malibu and wildly appealing to wakeboarders. Built on the professional wakeboarders' preferred hull, the V25 Wake hull, this versatile boat offers professional wakes plus the control of a direct-drive engine with the accommodations of a Luxury Sport-V. Passengers will love the rear wrap-around lounge and removable table. There will never be a shortage of volunteers to drive, thanks to the center-mounted multi-port fuel injected engine and the precision of Electronic Throttle Control (ETC), Shift-by-Wire and rack and pinion steering.

Length 21' 4" / 6.55m Beam 98" / 2.49m
 Draft 24" / 0.61m Capacity 12 persons
 Fuel 48 gal. / 174L



01.



MEGAN MCNEIL
 WORLD CHAMPION WAKEBOARDER



02.

01. REFRESHMENT AND ENTERTAINMENT CONSOLE
 Adjust the music and grab a drink at one convenient location in the Wakesetter 21 XT*i*. The rear refreshment center includes a self-draining ice chest, available Rockford Fosgate® speakers and remote stereo control.

02. ENGINE SIDE STORAGE
 Using limitation as a springboard to innovation, Malibu engineers have taken the space around the center-mounted engine and turned it into a 19 cubic foot storage enclosure behind the driver's seat.

Standard page 212 Boat: White Hull Blue, White Hull Green, Est. Green Std Hull: White Std Hull: Est. Green Std Hull: White Std Hull: Est. Green

WAKESETTER 21 XT*i*



malibu





MALIBU ENGINEERS THRIVE ON ASKING 'WHAT IF?' and that's how they came to take the award-winning 247 design and wrap it around a center-mounted Hammerhead 383 engine which is upgradeable to a 450 hp Vortec 8100. The possibilities unfolded immediately and resulted in a host of innovations. Pure wakeboard boat, the 247 RX hull is optimized to displace water right off the showroom floor. With its 900 lbs. of available Malibu Launch System (MLS), optional Wedge or Patented Power Wedge, the 247 RX with Illusion XS tower will launch you from perfect ramps.

Length 24' 7"/7.50m Beam 102"/2.59m
Draft 27"/0.69m Capacity 16 persons
Fuel 46 gal./174L



01. ICE CHEST

The rear lounge ice chest is conveniently incorporated into the entertainment console, which can also host controls to the available Malibu/Rockford Fosgate® Sound System.

02. EXTRA STORAGE

Our engineers like to make the most of available space – and the Transam Sport Storage of the 247 RX is just one great example of their innovative approach to this ever-present need. Lift the Sport Storage hatch to find a safe place for your hat, shades, watch or cell. Just one more special Malibu touch.



upside page Hull: Sun-Light Graphite Hull: Sun-White Hull: Sun-Resin Hull: Sun-Monochrome Hull: Sun-White Hull: Sun-Resin Hull: Sun-Resin Hull: Sun-Resin Hull: Sun-Resin

WAKESETTER 247 RX





RESPONSE LXI

THIS IS A CASE OF ONE BOAT LITERALLY BEING IN A CLASS BY ITSELF, because this boat incorporates both extreme levels of three-event performance and versatility designed to accommodate families. We are, of course, referring to the world-record-breaking Response LXi. The Response LXi is our three-event ski boat – so extraordinary, so well regarded, so popular with pros and recreational water sports enthusiasts alike, it stands alone.



RESPONSE LXI
Length 20' 6" / 6.25m
Beam 33.5" / 2.57m
Draft 22" / 0.56m
Capacity 8 persons
Fuel 41 gal. / 155L



DREW ROSS
PRO SLALOM SKIER

RESPONSE LXi: THE RIGHT TOOL FOR THE JOB. The Response LXi is the boat of choice for World Champion slalom skier Will Asher. The LXi resides on the Cut Diamond Hull, designed especially for three-event skiing. Canadian Slalom Champion Drew Ross and 12-Time World Barefoot Champion Ron Scarpa use it to teach. And your family will love it because the Response LXi accommodates eight, with a three-person observer's seat, a spacious walk-through open bow and a large back seat.

Length 20'6"/6.25m Beam 93.5"/2.37m
Draft 22"/0.56m Capacity 8 persons
Fuel 41 gal./155L



01. TRUNK

The Response LXi accommodates a World Champion's family and gear as well as his or her record-breaking aspirations. The 11 cubic feet rear locking storage is capped with a split-lid for effortless rear seat or swim step access.

02. GUNWALE STORAGE

The gunwale is just an afterthought in most direct-drives. In the Malibu Response LXi it is a masterpiece. Color-matched, multi-textural, hand-wrapped vinyl accents give the side panel that performance sports car look. The oval-shaped storage rails and grab handles serve a more functional purpose, yet in high-end style.




upholstery vinyl: full boat: White full boat: Dark Blue full boat: Light Graphite full boat: White full boat: Light Graphite full boat | Dark Blue full boat | Light Graphite

RESPONSE LXi







MALIBU BOATS WILL BE FLEXING
AMERICAN MUSCLE ON A LAKE NEAR
YOU THIS FALL - with our new Corvette
Limited Edition Sport-V. With the power of
Corvette and the water sports sensibility of
Malibu, this combination is making waves
before the first release hits the water.



RIDE SERIES

MALIBU'S RIDE SERIES SETS THE STANDARD FOR PERFORMANCE IN VALUE CLASS TOW BOATS. If you have always dreamed of owning a Malibu, look to the Ride Series for great value with the Malibu quality built in. The iRide and vRide Malibus come equipped with a standard Illusion X tower, 500 pounds of ballast, Precision Pro Speed Control, custom Ride Series vinyl graphics, a chromed billet dash insert, a Dino steering wheel, polished billet aluminum switch panels and a 320 horse power multi-port fuel injected LCR engine.*



vRIDE
Length 21'/6.40m
Beam 91.5"/2.37m
Depth 24"/0.61m
Capacity 10 persons
Fuel 38 gal./132L



iRIDE
Length 21'/6.40m
Beam 91.5"/2.37m
Depth 24"/0.61m
Capacity 10 persons
Fuel 41 gal./155L

*The Mercury 340 engine is standard in California.

BUILT ALONGSIDE OTHER MALIBUS THE iRIDE IS A VALUE CLASS WAKEBOARD BOAT THAT KEEPS THE VALUE IN A LOWER PRICED BOAT. Built on the same SV23 Wake hull that has been the choice of pros for years, if you're looking for an entry level wakeboard boat you can't go wrong here. Fitted with a direct-drive, multi-port fuel injected 320 horsepower engine, it has plenty of get up and go to deliver the thrilling ride you seek. But don't just take our word for it. *WaterSki Magazine* tested it and said: "We ranked the peak and lip a perfect 10..."

Length 21'6.40m Beam 93.5"/2.37m
 Draft 24"/0.61m Capacity 10 persons
 Fuel 41 gal./153L



www.malibu.com | Hull: Light Graphite | Deck: White | Seat: Yellow | Trim: Light Graphite | Motor: White | Accent: Yellow

iRIDE



01.



02.

01. OPTIONAL LAUNCH SEATS

Malibu's iRide offers versatility and adaptability with the optional, removable launch seats that allow two more people to face the rider and share in the wakeboarding action.

02. REAR TRUNK STORAGE

The iRide trunk measures a healthy 13 cubic feet to accommodate a board, ropes, bags, towels and more.



malibu

TRIBE



CHRIS LINDER
DEVELOPER

AFTER TESTING THE MALIBU vRIDE, *WATERSKI MAGAZINE* NOTED: "WHAT MALIBU CONSIDERS 'ENTRY LEVEL,' OTHERS WOULD CONSIDER TOP-OF-THE-LINE." What can we say? Our engineers don't like the word 'compromise.' So the Malibu vRide has Precision Pro Speed Control and the Illusion X wakeboard tower as standard features, just like our more expensive boats. The 500 pound Malibu Launch System (MLS) is standard as well – enabling you to take your riding to that next level without feeling the pinch in your wallet. More than you ever expected, for less than you think.

Length 21'/6.40m Beam 93.5"/2.37m
Draft 24"/0.61m Capacity 10 persons
Fuel 35 gal./132L



01. LOCKING REAR STORAGE

Twenty-one square feet of sundeck conceals 25 cubic feet of rear locking storage in the vRide. This dual-purpose section of the boat holds boards, bags, a boat cover, vests, or whatever you need for a lake day.

02. SURROUND LOUNGE

The Malibu vRide comfortably accommodates 10 people with its huge wrap-around lounge. Covered in 38-ounce G&T Marine vinyl and stuffed with tri-ply interior foam, this plush common area not only enables comfortable seating, but also houses excessive gear storage as well as a 60-quart ice chest. Oversized cup holders insure you won't have to deal with spills.



vRIDE

Upper deck: Red Deck, Vapor Blue Red Deck, Vapor Blue Red Deck, White Red Deck, Vapor Blue Red Deck, Vapor Blue Red Deck, White





POWER WEDGE GAUGE

Inspired by the invention of our Power Wedge, this gauge monitors and displays the Patented Power Wedge position from stowed to largest wake size. The driver can then note the desired hydrofoil position and implement it at the rider's request.



ILLUSION XS TOWER

Our exclusive Illusion XS wakeboard tower is designed with sharper lines to complement our hull and deck designs with its forward swept pitch, cast aluminum construction and a signature, serrated back edge. Available on Malibu 23 LSVs, 23 XTis, 247 LSVs and 247 RXs.

SIDE PANEL

Malibu's side panels spill mood lighting into the lounge from backlit stainless Malibu shields, while playing host to bays of oversized, stainless steel cup holders. Grab handles, a 12-volt power point and optional Rockford Fosgate® speakers can also make their home here.





SPORT SEATING

With an ergonomically positioned foot well, greater seating support and an uncompromised observer storage area, sport seating adds another dimension of use to your Malibu. Add the available power adjust and passenger seat heater for those cool weather outings.



LCD SCREEN

With a quick glance at our graphical LCD, your driver can be up-to-speed on RPM, temperature, Precision Pro Speed Control, time, engine hours, oil pressure, as well as ballast levels and depth when available. More importantly, it's easily readable even in direct sunlight.

2007 BOAT OF THE YEAR

Six straight Boat of the Year awards; 17 total; five models. We are the only boat manufacturer in history to achieve these numbers. Our 2007 award went to the Wakesetter VTX, but our engineers are already hard at work on the 2008 candidate.







V-DRIVE IS FOR VICTORY

MALIBU'S LUXURY SPORT-V HAS ECLIPSED THE I/O IN PERFORMANCE, COMFORT AND SAFETY. The Sport-V's appeal goes beyond superficial looks. The Malibu Sport-V is superior in very specific areas, including visibility, turning, handling, safety, draft and overall ease of use. This design is simply easier for drivers, safer for swimmers and fun for everyone. You can even pull right up on the beach.



01.



02.



03.

01. PROP LOCATION

Tucked neatly under the hull, not hanging out where anyone swimming close to the boat risks injury or accident, the Sport-V prop location means your swim platform is safe and approachable.


02. TURNS ON A DIME

Sport-V owners benefit from our experience with designing for water sports. You will appreciate the agility the first time you crank a hard turn with astonishing ease.

03. BOW RISE


Keep your eye on the horizon and never leave your seat in a Sport-V. The bow won't rise above your vision as you increase speed, so you never lose visibility.





LUXURY SPORT-V SERIES

NO COMPROMISE. The malibu luxury Sport-V is the epitome of luxury with all of the performance, convenience and safety you demand. These models incorporate the best of sport readiness and luxurious appointments. Performance is on par with pro demands, whether you are interested in water skiing, wakeboarding or pulling a tube. For 2008 malibu has added new options like a swim step walk-over transom step, a passenger-side bucket seat, new more powerful docking lights, a new premium sound system with built-in ipod controls and more. The Luxury Sport-V series from malibu is the best boating has to offer.



SUNSCAPE 20 LSV
Length 20'6.30m
Beam 88"/2.49m
Draft 22"/0.56m
Capacity 11 persons
Fuel 46 gal./174L




SUNSCAPE 21 LSV
Length 21'6"/6.51m
Beam 88"/2.49m
Draft 24"/0.61m
Capacity 12 persons
Fuel 46 gal./174L



SUNSCAPE 23 LSV
Length 23'7"/7.01m
Beam 102"/2.59m
Draft 27"/0.69m
Capacity 14 persons
Fuel 55 gal./208L



SUNSCAPE 247 LSV
Length 24'7"/7.50m
Beam 102"/2.59m
Draft 27"/0.69m
Capacity 16 persons
Fuel 87 gal./329L



EQUAL PARTS FUNCTION, ELEGANCE AND ATHLETICISM. At 20 feet long, exactly, this Luxury Sport-V is the smallest in Malibu's line, but it delivers limitless enjoyment. Jump in. The boat feels big because it is. The engineers at Malibu gave it 8.2 feet of beam – room enough for 11. Polished stainless steel accents, multi-textured French stitched upholstery, stainless steel cup holders and plush premium heat-set marine carpeting provide the luxury touches. The Cut Diamond hull is designed for ride and water sports performance with a running surface that creates a soft, flat wake.

Length 20'/6.10m Beam 88"/2.49m
 Draft 22"/0.56m Capacity 11 persons
 Fuel 46 gal./174L



01. REAR STORAGE

The 20 LSV welcomes 11 people and their gear. The Sunscape 20 LSV also offers above engine storage perfect for vests, ropes and towels. The dual locking hatch doors open up to reveal yet another hard-sided thoughtful storage area secured to the inside of the lid.

02. LOUNGE ACT

The 130 square foot interior offers plenty of room for a removable table, featuring four stainless steel cup holders, a comfy place to sit and an ice chest. There's even room for a friendly showdown.



Upper page: Red Star, White Red Star, Vapor Blue Red Star, Ebony Red Star, White Red Star, Vapor Blue Red Star 1, Ebony Red Star 2, Ebony

SUNSCAPE 20 LSV





TRUDY MATTHEWS
DURAGUARD™

ATTAINABLE PERFECTION. At 21.5 feet long and 98 inches wide, the Sunscape 21 LSV may be the perfect boat. Wrap-around lounge seating for 12, LED interior lighting, split-lid rear storage with easy-access bins and a rear entertainment console. The perfect combination of comfort and performance, this v-drive can finesse you through the slalom course. Engage the optional Patented Power Wedge and launch into a double-up. Recover in style in the spacious, 38 oz. tri-ply Duraguard™ vinyl interior. Or just enjoy the responsive handling and butter smooth ride.

Length 21' 4" / 6.55m Beam 98" / 2.49m
 Draft 24" / 0.61m Capacity 12 persons
 Fuel 46 gal. / 174L



01. PERFORMANCE PROVEN

Tested for the rigors of the boating lifestyle. Our rear sundeck welcomes bare feet, flip flops, shoes, hands, bottoms... you name it. The interior of 38 ounce Duraguard™ vinyl with tri-ply foam and French stitching make Malibu boats as comfortable as they are indestructible.

02. LOUNGE

Nothing matters more than being together on the water and the Sunscape 21 LSV gives you the ability to do just that. Social lounge seating is complemented by a removable table and a swivel driver's seat. A boat ride is the perfect excuse to get together.



options: pop-top: Red / White / Red / Yellow / Red / Midnight Blue / Red / White / Red / Yellow / Red / Midnight Blue / Red / Yellow

SUNSCAPE 21 LSV





BREAKTHROUGH IS A BEAUTIFUL THING. The Sunscape 23 LSV represents an evolutionary breakthrough in boat design. Already one of our most popular selling models, the 23 LSV has experienced a complete metamorphosis for 2008. The deck and new Diamond hull were modeled from scratch in a 3D environment. All shapes and angles were rethought with the goal of perfect handling and smooth ride in mind. The result is a boat that welcomes rough water and intuitively responds to a touch of the steering wheel.

Length 23'7.01m Beam 102"/2.59m
 Draft 27"/0.69m Capacity 14 persons
 Fuel 55 gal./208L



01. REAR SUN DECK WALK-OVER

Our upholstery resists stains, bounces back, exceeds the demands of marine use and is virtually indestructible, but some people still are not comfortable walking over it again and again. For those conscientious 23 LSV owners, Malibu designers have created an available rear sun deck walk-over to make the trip from the swim step to the lounge worry-free.

02. NEW DASH

The new 23 LSV dash area is eye-catching bold. Its straight edges and sharp angles stand out, while new gauge positioning, LCD aided switch panels and new Shift-by-Wire throttle console deliver superior driver control.



upholstry vinyl: Hull: Blue / Light Graphite / Hull: Blue / Ebony / Hull: Acorn / Dark Blue / Hull: Blue / Light Graphite / Hull: Blue / Ebony / Hull: Acorn / Dark Blue / Hull: Acorn / Dark Blue

SUNSCAPE 23 LSV



BOUNDLESS VISION. Malibu engineers created a cab-forward design for the Sunscape 247 LSV that gives the lounge area 30% more space than any boat in this class. Overloaded with luxury, this 16-person boat includes amenities like 120 quarts for food and drink storage, Diamond-Grain interior accents, new LCD embedded switch panels, theater-style LED interior lighting, Precision Pro Speed Control, a Malibu/Rockford Fosgate sound system and more. The sculpted exterior lines lend thrilling form to function as the hull is optimized for a smooth ride in rough water. Even at 24-feet 7-inches the 247 LSV has cat-like reflexes—as nimble as it is beautiful.

Length 24'7"/7.50m Beam 10'2"/3.09m
 Draft 27"/0.69m Capacity 16 persons
 Fuel 87 gal./329L



01. SPORT SEATING

We offer optional sport seating to replace the traditional observer seat with a swiveling captain's seat complete with a flip-up bolster. This gives passengers the option of facing forward when not observing a skier.

02. 120-QUART ICE CHEST

When you have a boat full of passengers working up a thirst, it's best to be prepared. The Sunscape 247 LSV's voluminous ice chest is conveniently located behind the driver's seat, comes with a removable liner for easy loading and unloading, and is split into two compartments for food and beverage separation.

Midnight Blue Hull / Rose / Midnight Blue Hull / Rose / Midnight Blue Hull / Rose / White Hull / Rose / Midnight Blue Hull / Rose / White Hull / Rose / Midnight Blue Hull / Rose / White Hull / Rose / White Hull / Rose

SUNSCAPE 247 LSV





MASTER OF YOUR RIDE

MALIBU'S PATENTED POWER WEDGE AUTOMATIC HYDROFOIL CAN BE SET TO ALMOST ANY POSITION between stowed and fully engaged, changing wake size and shape along the way. The variety of settings allows the driver to tailor each pull specifically for the athlete in tow. Upon signal, the Power Wedge can be boosted to as much as 1200 pounds of displacement, or down to as little as 400, with the push of a button.




01. GAUGE THE WAKE

Be the master of your ride. Our patented Power Wedge is fully adjustable with the push of a button. The driver will always be aware of the exact Wedge position thanks to the 2" Medallion gauge in the dash.



02.



03. TRIM TAB VS. WEDGE

Some competitors grind all the hook out of the hull design and use a trim tab that, when deployed, will push the bow down, negating any wake-enhancing hull displacement. A trim plate only changes the attitude of the boat, but does not displace the hull. Therefore, only the wake shape changes. Our unique Power Wedge advanced foil technology displaces the hull while also adjusting the boat attitude for huge, yet adjustable wakes.

MALIBU'S DIFFERENCE

MALIBU BOATS IS A COMPANY DRIVEN BY ENGINEERING, NOT MARKETING. We absorb feedback from all sources – our engineers, our people on the line, dealers taking delivery and families who own our boats – and take the feedback to heart, perfecting innovations and modifying our processes. As a result, at the end of the day, we build a better boat.



01. PRECISION CNC

Signature pieces, like our patented, swivel-head pylon, and the Wedge demand a level of excellence that only a dedicated Malibu employee can satisfy. Whether it is writing the program, monitoring the process or testing, the Malibu Boats machine shop makes the difference.



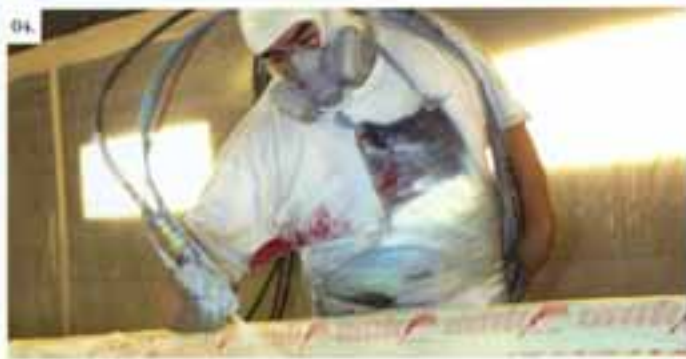
02. CUSTOM FABRICATION

Welding is an integral part of Malibu production. We weld the frames for each production mold and fabricate the supporting structure for locking storage enclosures, pylon mounts, jigs and other pieces to aid production. We use only the best materials and processes.




03. FibECS

Our patented Fiberglass Engine Chassis System (FibECS) allows the engine to be through-bolted and the load dispersed over a greater area, for a more durable foundation, less vibration and quieter operation. FibECS also supports Malibu's composite Mantex flooring system.



04. GEL COATING

Each Malibu begins with a meticulously sprayed 10-step ArmorCote gel coat process. It is then backed with an exclusive, pure vinyl ester barrier coat and 3 oz. skin coat prior to starting the completely hand-laid fiberglass procedure, providing increased protection, value and life.



GIDDYUP



320 LCR

The 320 LCR (320 HP), has 320 horses and 375 foot-pounds of torque. Its core is the latest Delphi ECM (engine computer module) running the latest software, custom-calibrated by Indmar. (Not available for sale in California.)

MONSOON 340 ETX/CAT

The Monsoon 340 (340 HP), with highlift roller cam and free-breathing Vortec heads, delivers out of the hole with 397 foot-pounds of torque. This customized version of GM's Vortec 5.7L is designed specifically for Malibu's performance hulls. The Indmar ETX/CAT one-piece tuned exhaust manifolds reduce Monsoon emissions to almost nothing.

HAMMERHEAD 383 ETX/CAT

The most powerful 6.2L smallblock V8 ever developed for inboard use offers 400 horsepower and 420 foot pounds of torque. The Hammerhead includes new ETX/CAT one-piece tuned exhaust manifolds, Malibu's exclusive intake plenum, a multi-port induction system, GM's FastBurn aluminum heads and Indmar-spec cam with 1.6:1 roller rockers.

VORTEC 8100

Its 496 cubic-inch has up to 450 horsepower and 525 foot-pounds of torque. The 8100 boasts 9.1:1 high-compression Vortec heads and an MPFI aluminum intake manifold for cleaner combustion. Finely tuned plenum runners and the coil-near-plug ignition system (distributorless) enhance low-end torque.

MALIBU'S CLOSE PARTNERSHIP WITH INDMAR MARINE ENGINES HAS DELIVERED FIVE HIGH PERFORMANCE POWER PLANTS and made the difference in 14 World records, six consecutive Boat of the Year awards and the number one sales ranking in the tow boat industry, world-wide. This year, Malibu Boats and Indmar are bringing the Corvette LS3 and the optional LS7 Z06 to the marine industry for exclusive use in the new Corvette Limited Edition Sport-V.

01. The Catalyst ETX/CAT exhaust system makes your sessions worry-free by substantially reducing carbon monoxide (CO) gases—a tremendous safety enhancement.





PEAK PERFORMANCE

EACH MALIBU BOAT IS OPTIMIZED FOR PEAK PERFORMANCE ON THE WATER. Wakeboarding, wakeskating, wakesurfing, slalom, barefooting – it's true across disciplines. Hulls are individually engineered for disciplines on both ends of the wake and speed spectrum. Add our sport-specific features to enhance versatility.



01.



02.



01. THROTTLE

Our exclusive Shift-by-Wire throttle system adds to the performance of electronic throttle control (ETC) and the accuracy of cable. Easy shifting between forward, neutral and reverse, with the flip-over park button neutral lock.

02. GORILLA FINS

Standard on all Malibu Sport-V models, our gorilla fins offer greater tracking, stability and handling due to their large size and custom design.

03. DIAMOND CUT

If you are a multi-discipline enthusiast, including slalom, we recommend our Diamond or Cut Diamond hull. For big wake disciplines, choose the Malibu Wake hull.

04



04. EXHAUSTED

Our STI exhaust tips are built with specially designed baffles to reduce engine noise without any decrease in performance. They offer stainless steel performance and look without the noise.

05. ADJUSTABLE RUDDER

Malibu's exclusive, adjustable rudder puts the controls in your hands. Customize the length of the rudder for the perfect pull or diving preference with the twist of an Allen screw. It's that easy to love if you're



05



DINING WITH A DYNASTY

MALIBU'S DREAM TEAM ATHLETES ARE NOT CHOSEN FOR THEIR NUMBER OF PODIUM FINISHES. They are hand picked based on integrity, drive and performance. To them, the team consists of more than their World Champion brethren. They are as much a part of the Malibu factory team as the employee-owners themselves. They work with Research & Development to fine tune the boats, with the Malibu dealer network to promote the boats and they push each other to perform behind the boats. Team players to the nth degree - they are Team Malibu.



01. The success of the Malibu Open has transcended continental divides this year with the Malibu Open Europe held in Lacanau, France. This remarkable event attracts crowds of dedicated French spectators and the best 3-event athletes in the world.

02. Drew Ross, is not only a fierce competitor, but a coach at the Malibu exclusive Drew Ross Ski Academy.

03. Dallas Friday enjoying just another day at the office behind her Wakesetter VLX.

04. When Jeff Weatherall is not down under killin' it in New Zealand he is flying high here in the states.

TECHNOLOGY IS AT THE CORE OF ALL WE DO, AS OUR WEB PRESENCE DEMONSTRATES. For 2008 we have updated both our Web site and boat building program, iSpec, with new navigation, layout and graphic design to help you get to the information you desire quickly and accurately. We have added more multi-media elements, made the site more social and customer inclusive.



WHAT DREAMS ARE MADE OF

01. **THE BIG EVENT.** The day you buy a Malibu boat it is stamped with your name and it acquires a unique identity for the Malibu Factory Team. You are welcome to visit your new addition as it is being built, or opt for photos of the build process.

02. **YOU ARE MALIBU BOATS.** The Pana Family of Dallas, Texas are 11-time Malibu owners. They chose Malibu because they found it to be number one in craftsmanship and room. And comfortable enough to accommodate dad, Bernardo, mom, Shannon, and daughters Carly, 20, Cassie, 18 and eight-year-old son Antonio.

03. **CLUB MALIBU.** There is a strong connection among Malibu boat owners, and Club Malibu fosters those relationships with special owners' events and VIP treatment at select Malibu events like the Malibu Open. Club Malibu members will receive a membership kit full of exclusive merchandise. Visit www.malibuboats.com for more information.



01.



02.



03.



01. BILLET GLOVE BOX DOOR

Our billet glove box door is machined from a solid piece of aluminum, then chromed. Available on all Malibu's excluding Rides.

02. PULL-UP CLEAT

Malibu branded custom pull-up cleats are available for any Malibu boat to provide convenient tie-down locations.

03. POP-UP BOW LIGHT

Add a pop-up bow light to your Malibu boat for safer maneuvering after dark.

04. LAUNCH SEATS

Add additional seating to your inboard boat with Malibu Launch Seats placed on either side of the motor box.

05. STE EXHAUST TIPS

All of the performance and the stainless steel look without the noise. STE Exhaust Tips are built with specially designed baffles to reduce engine noise without any degradation in performance.

06. SWIM STEP LIGHTS

If you are looking to increase your boat glow on the water opt for Malibu's new bigger bright white Malibu LEDs mounted on the transom beneath the swim step.

07. FIBERGLASS SWIM STEP

Malibu fiberglass swim platforms have been designed with a slight rocker to accommodate wakeboard and ski fins and to eliminate maintenance associated with wood platforms. Available on all models.

08. EXTREME/MALIBU WHEEL

Stand out from the pack and enhance your rig's package with custom billet rims available on Extreme trailers.

09. ILLUSION XS TOWER

This new wakeboard tower is cast aluminum and forward swept with a serrated back edge, equipped with a built-in navigation light and a Quick Pin Release System.

10. PATENTED POWER WEDGE

Commanded by a switch at the dash, the Power Wedge can generate anywhere from 400 to 1200 pounds of displacement and change the shape of the wake anywhere along the way. Foil position is monitored by a gauge in the dash.

11. LED DOCKING LIGHTS

Malibu's new optional docking lights feature 18 bright white LEDs to emit an "X" shaped beam of light. Expands the visible area and consumes less power than a traditional halogen light.

12. TRANSOM STEREO REMOTE

The new Malibu/Rockford Fosgate Sound System can be controlled from the swim step or the water with the new available transom remote. Queue up the next tune on your iPod® or shuffle through the hours of songs stored on your 1 gig Malibu USB pocket drive or on the 1 gig of memory on the system's black box. You have full control even when you are out in the boat.



13. ROCKFORD FOSGATE® SPEAKERS

The T162C is 6.5" 2-Way Full-Range Power Speaker from Rockford Fosgate®. These glimmering speakers dump crisp highs and solid mids into the Malibu line.

14. STAINLESS STEEL CUP HOLDERS

Standard on the Wakeletter and Luxury Sport-V Series as well as the Response LXI, these cup holders are built to withstand the rigors of marine use and are easy to clean.

15. ROCKFORD FOSGATE PUNCH® AMP

The P400.4 4-channel amp dispenses 50 RMS watts per channel. Made available through an exclusive contract with Rockford Fosgate®, Put some Punch® in your Malibu.

16. ROCKFORD FOSGATE 12" SUBWOOFER

The P30212 is a 12" Punch® subwoofer with the truest low tones you'll ever hear, and they're reinforced with Kevlar® to add serious backbone to the rich sound quality.

17. MALIBU STEREO SYSTEM

Includes an iPod® controller, 1 gig USB pocket drive and built-in hard drive with 1 gig of storage. Also offers 4 x 45 watts of power, AM/FM tuner, unique two-line display, a CD-changer control, two pre-outs, and is Sirius® ready.

18. TITAN SERIES III TOWER

Titan's latest design accentuates Malibu's boat lines with the use of bends and angles in 2.5" steel tubing. Convenient breakdown, unparalleled stability and strength in design remain its trademark.

19. THE WEDGE

Exclusive hydro-foil technology turns any Malibu boat into a wakeboarding machine. The Wedge offers effortless operation, superior handling and welded stainless steel construction.

20. DRIVER'S SEAT HEATER

Keep the driver warm and comfortable with an exclusive driver's seat heater. Available on all models.

21. CARPET SAVER

Maintain the beauty of your boat's carpeting by installing a Malibu Carpet Saver custom fit for each Malibu Boat. Available on all models in Suede or Sterling.

22. ILLUSION X TOWER

Standard on all 20 and 21 foot Wakeletter and Ride Series models, the Malibu Illusion X is equipped with a built-in navigation light and a Quick Pin Release System.

23. SPORT SEATING

Malibu is offering dual captain's seats in all Wakeletters and Sunscapes. Why should the driver have all the fun?

24. REVOLUTION WAKEBOARD RACK

Styled exclusively for Malibu Boats' Illusion X tower, subjected to 100,000 cycles of testing under load, with a patent pending bungee system at its core to secure your boards, it is the most rigorously tested board rack on the market.



13, 15.



14, 16.



17, 19.



18, 20.



21, 23.



22, 24.



COLORWAYS



COLOR OPTIONS

Each Malibu boat is a work of art and the unique expression of the owner's personality. Malibu offers 22 vibrant colors to enable that completely customized look.



CALIFORNIA
The Malibu Coast,
Menlo, CA 94040
OOH: 360-7469

TENNESSEE
1071 Kimberly Way,
London, TN 37774
OOH: 615-245-1475

AUTUMN
811 Poplar Court,
Bluff, N.S.W. 2140
OOH: 64401174

INTERNATIONAL SALES
Wally World Boats, 15007 S.E.,
Lakeland, FL 33409
OOH: 888-347-7777



THANK YOU

Building a structure is like building relationships. The initial idea of meeting to meet & in the end work and follow through that brings the project to life. We would not have this beautiful book without the contribution of the following organizations and individuals:

Tom King Photography
J&E Photography
Hager Photography
Flyover Design
Trademark
Nancy Stewart
Laker Line Photo Services
Laker Line Photo Construction
Laker Line Photo
Laker Line Photo
Laker Line Photo
Laker Line Photo
Laker Line Photo
Laker Line Photo

Malibu is a registered trademark of Malibu Inc. All other trademarks and logos are the property of their respective owners.

A dynamic photograph of two Malibu speedboats racing across a lake at sunset. The boat on the left is white with blue accents, while the one on the right is dark with a silver wakeboard rack. The water is splashing, and the sky is filled with soft, golden light from the setting sun. The background shows a forested shoreline under a cloudy sky.

CALIFORNIA TENNESSEE AUSTRALIA
www.malibuboots.com

Malibu Boats has up to date information on new colors and styles that often are introduced during the model year. Malibu Boats can provide a complete list of standard and optional equipment and color. Specifications are subject to change without notice. Weights and capacities are estimates, and can vary from boat to boat due to equipment variations.

BOATING SAFETY: Please remember to boat responsibly and respect the rights of others. **PLEASE REMEMBER TO NEVER DRINK AND DRIVE.**

© 2006 Malibu Boats