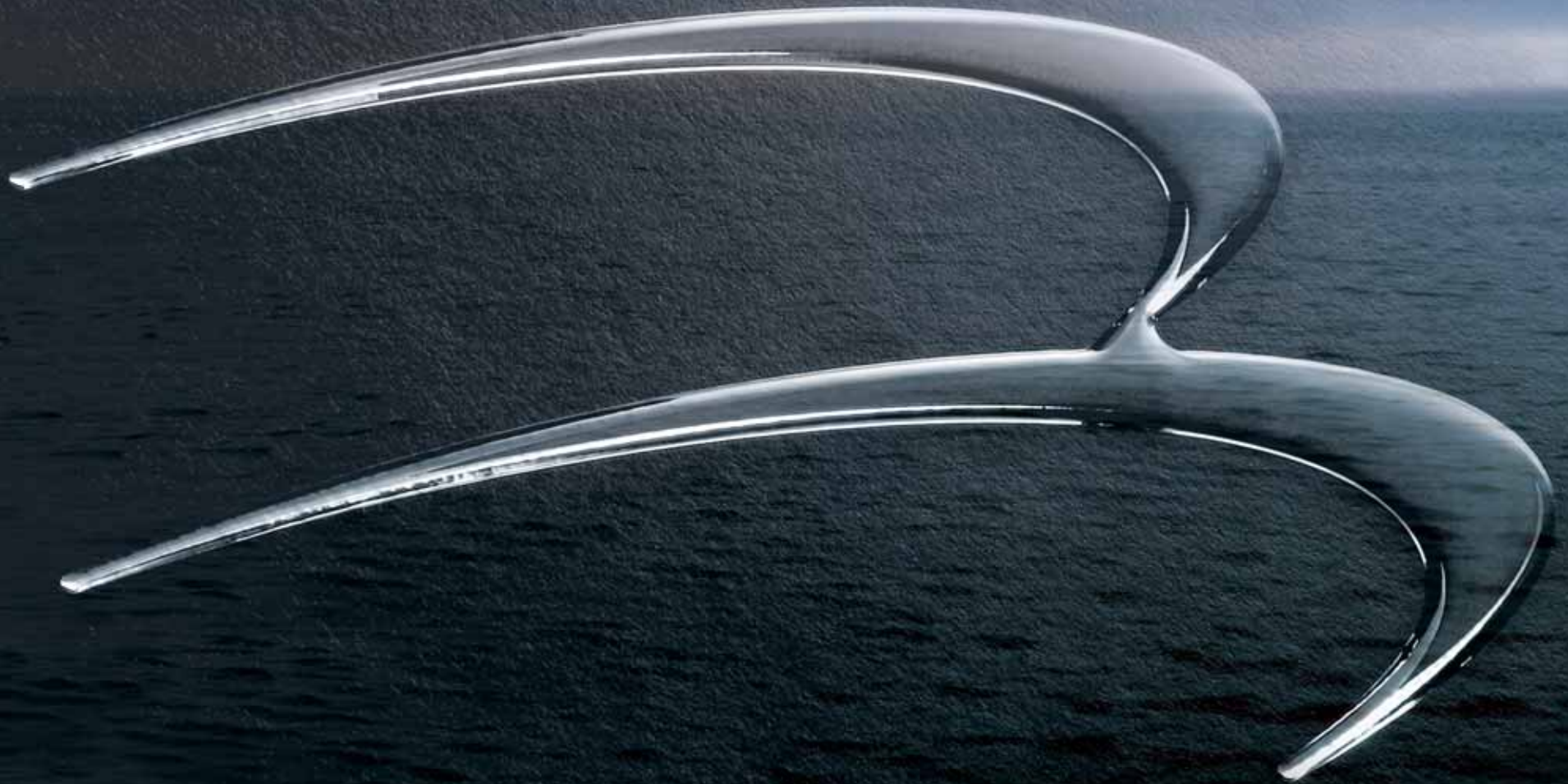


Celebrating Life on the Water.



BENNINGTON
PONTOONS

2006

➤ **P04** SATISFACTION

—
—

➤ **P05** WARRANTY

—
—

➤ **P06** R SERIES

—
—

➤ **P15** R SERIES SPECIFICATIONS

—
—

➤ **P18** F SERIES

—
—

➤ **P24** F SERIES SPECIFICATIONS

—
—

➤ **P26** G SERIES

—
—

➤ **P31** G SERIES SPECIFICATIONS

—
—

➤ **P34** PERFORMANCE PACKAGES

—
—

➤ **P36** BENNINGTON BUILT

—
—

➤ **P38** FEATURES

—
—

➤ **P40** OPTIONS & ACCESSORIES

—
—

➤ **P43** COLORS & TRIM

Take the wheel of a **Bennington** pontoon
and set out to celebrate life on the water.



R series mahogany steering wheel



2575 RFi with Super Sport package

The National Marine Manufacturers Association has recognized Bennington Marine with their 2003, 2004 and 2005 CSI award. The CSI Program gives recognition to companies which actively measure customer satisfaction to pursue continuous improvement, and which have achieved and maintained an independently measured standard of Excellence in Customer Satisfaction over the past year.



We are committed to your satisfaction

For the third consecutive year, J.D. Power and Associates has named Bennington Marine "Highest in Customer Satisfaction" for Pontoon Boats in its 2005 Boat Competitive Information Study. From the beginning, it has been our vision to build the very best pontoon boats in the industry. Thanks to our dedicated employees, an outstanding dealer network and our loyal customers, we are living our vision.

Our vision to build the best pontoon boats has not wavered since we began, and our commitment to your satisfaction is our highest priority. While you measure success in great times and memories shared, we measure ours in satisfied customers. It's no wonder that Bennington owners are some of the most satisfied boaters on the water today. Celebrating Life on the Water begins with Bennington. Are you ready?

J.D. Power and Associates 2005 Boat Competitive Information StudiesSM is based on responses from 12,530 owners who registered a new boat between March 2003 and May 2004. Includes pontoon boats with two or three aluminum tubes supporting a flat plywood deck surrounded by railings and powered by outboards or stern drives. www.jdpower.com

peace of mind

We build pontoons for a lifetime of enjoyment. So, along with timeless design, uncompromising quality and the carefree comfort you expect from a Bennington, you will find peace of mind in our comprehensive warranties and in the support and service of our network of Bennington dealers.

We have made caring for your Bennington easier than ever by paying dealers their full retail labor rate to perform warranty services. This insures warranty work is undertaken with full enthusiasm and full attention to your complete satisfaction. Getting proper care for the long life of your Bennington is important, so we are there for you every step of the way. After all, we want your Bennington to be a source of pride, joy and peace of mind for years to come.

Advantage Standard Warranty Program

Lifetime Structural Warranty

Limited lifetime coverage against failure of all pontoons, gates, channels, motor mounts, railings and roto-molded seat frames. Free of charge for materials and labor.

Lifetime Wooden Deck Warranty

Transferable limited lifetime coverage to repair or replace any wood decking free of charge for materials and labor.

5-Year Carpet/Upholstery Warranty

Carpet and upholstery warranted for failure resulting from fading or workmanship.

5-Year Bimini Top Warranty

Bimini fabric warranted against excessive loss of color or strength.

5-Year Stem-to-Stern Electronics, Components and Other Items Warranty

5-Year coverage of gauges, electronics and all other components. Excludes engines.



**5-YEAR STEM-TO-STERN
WARRANTY**



R series

Let the newly redesigned R series transform your days on the water—Bennington style. With standard features like 28oz. plush carpeting, floor lighting, upholstered gate panels, a one piece fiberglass console with a soft touch vinyl top and rich wood trim, and furniture as comfortable as a luxury yacht. The R series will raise your expectations of pontoon boats.





comfort on the water

Capture the essence of interior luxury in the Bennington R series. Once aboard you'll truly appreciate distinctive touches like French stitched upholstery, the soft vinyl dash, and the dramatic instrumentation cluster. A spacious, well tailored floorplan makes accomodating your guests effortless. The handsome wood grain steering wheel puts Bennington craftsmanship in your hands.



▲ Instrument Cluster

Chrome framed, fog resistant gauges illuminate in red for easy reading.

Bahama Sands Interior

This optional package reflects details such as palm leaf patterned carpet, woven texture vinyl accents, braided cording and tropical accent pillows with fringe trim.

▶ Reclining Helm Chair

Contoured for support and comfort. Adjustable height, swivel pedestal and adjustable head rest.

optional







Rockford Fosgate sound system

A true revolution in marine audio, Rockford Fosgate delivers precision sound and depth never heard before on a pontoon boat. With the optional Sub-woofer, your pontoon will sound more like today's high-end home sound systems.



Furniture Ventilation System

The engineers at Bennington work hard to develop new ways to improve functionality and prolong the life of our products. The Furniture Ventilation System allows fresh air in, to keep mold out.

*Standard on all R series and the LX furniture package



► **Waste Container**
Integrated in chaise lounge.



▼ **RLX Galley**

For the ultimate in pontoon boating amenities, the Bennington RLX features a galley with a pressurized sink, counter top surface and plenty of storage. Optional refrigerator shown below.



▲ **In-Floor Storage**
In two and three tube models
optional

▼ **Removable Bow Gate Seat**
optional



▼ **Bow Umbrella with Round Table**
optional



2275 RL

► **Garmin GPS system**
optional



I/O series

The Bennington I/O series blends power and performance in R series luxury. Power steering, up to 425-hp, and seating comfort converge to create a smooth, balanced and thrilling ride.






Extended Swim Platform

One-piece, contoured fiberglass platform with a side-mounted ladder that folds under and out of the way. Non-skid, solid surface for safe use.



I/O Privacy

Added deck space makes room for an extra large privacy room.



I/O Engine Access

The patented Bennington I/O hull is a service dream. With complete access to the engine, maintenance is hassle-free.



MERCURY
MerCruiser.

**VOLVO
PENTA**



R SERIES specifications

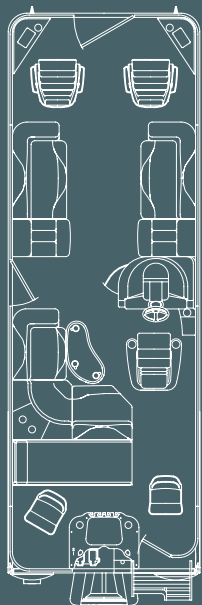
2006

	20' Boats	22' Boats	25' Boats	2575 RLTD	2275 RL I/O	2575 RL I/O & RLTD I/O	2575 RFS I/O	2875 RL & RLTD I/O	2875 RLX & RLX I/O
Pontoon Length	20'	22'	25'	25'	22'	25'	25'	28'	28'
Length w/Swim Platform	-	-	-	-	25'	28'	28'	31'	31'
Deck Length	19'11"	21'11"	24'11"	24'11"	21'11"	24'11"	24'11"	27'11"	27'11"
Deck Width	8'6"	8'6"	8'6"	8'6"	8'6"	8'6"	8'6"	8'6"	8'6"
Pontoon Diameter	23"	25"	25"	25"	25"	25"	25"	25"	25"
Pontoon Gauge	.080"	.080"	.090"	.090"	.080"	.090"	.090"	.090"	.090"
<i>With 23" Tubes</i>									
Max. HP	95 hp	-	-	-	-	-	-	-	-
Approx. Hull Weight	1720 lbs	-	-	-	-	-	-	-	-
Person Capacity	9/1260 lbs	-	-	-	-	-	-	-	-
<i>With 25" Tubes</i>									
Max. HP	100 hp	130 hp 115 hp w/extended transom	135 hp 115 hp w/extended transom	75 hp	135 hp	-	-	150 hp (RL)	150 hp (RLX)
Approx. Hull Weight	1920 lbs	1960 lbs 2080 lbs w/extended transom	2200 lbs 2475 lbs w/extended transom	3275 lbs	2350 lbs*	-	-	3255 lbs (RL)	3255 lbs (RLX)
Person Capacity	13/1260 lbs	14/1890 lbs	17/2300 lbs	12/1700 lbs	13/1800 lbs	-	-	18/2520 lbs (RL)	18/2520 lbs (RLX)
<i>With 3-25" Tubes</i>									
Max. HP	150 hp	150 hp	225 hp	225 hp	320 hp	320 hp	320 hp	300 hp (RL) 320 hp (RLTD I/O)	300 hp (RLX) 425 hp (RLX I/O)
Approx. Hull Weight	2180 lbs	2410 lbs	2620 lbs	3875 lbs	2750 lbs*	3020 lbs* (RL I/O) 3875 lbs* (RLTD I/O)	3020 lbs*	3575 lbs (RL) 4410 lbs* (RLTD I/O)	3575 lbs (RLX) 3630 lbs* (RLX I/O)
Person Capacity	14/1950 lbs	14/2000 lbs	17/2400 lbs	12/1700 lbs	14/2000 lbs	17/2400 lbs (RL I/O) 12/1700 lbs (RLTD I/O)	17/2400 lbs	20/2800 lbs (RL) 15/2100 lbs (RLTD I/O)	20/2800 lbs (RLX) 20/2800 lbs (RLX I/O)

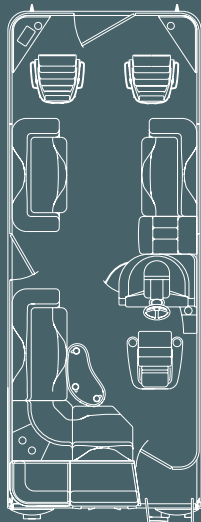
*Hull Weight excludes: engine, fuel, battery, water, cover and options



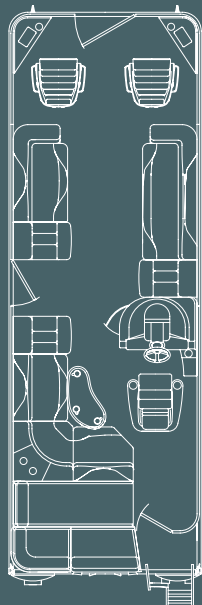
R SERIES floorplans



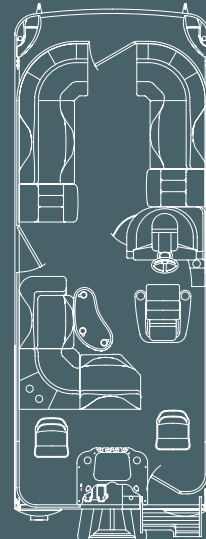
2575 Rfi



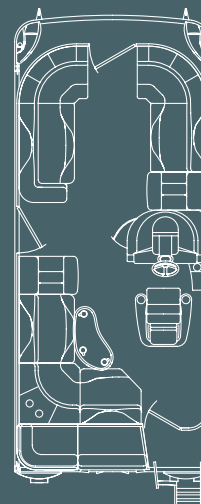
2250 RFS



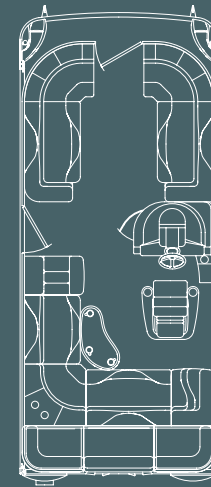
2575 RFS



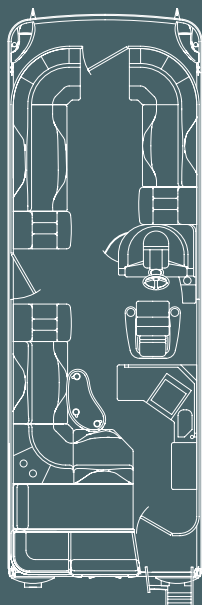
2250 RSi



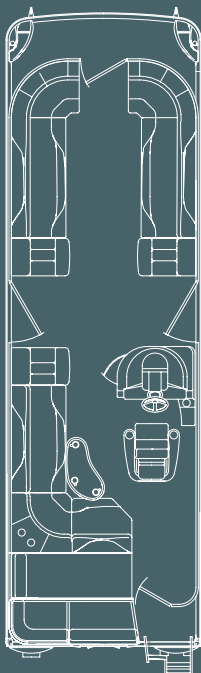
2050 RL



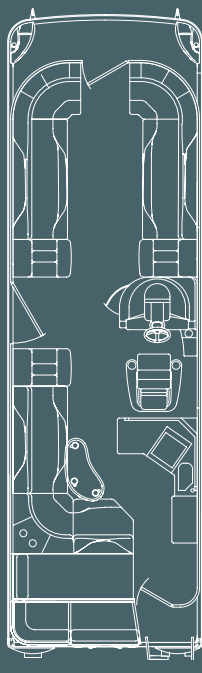
2080 RL



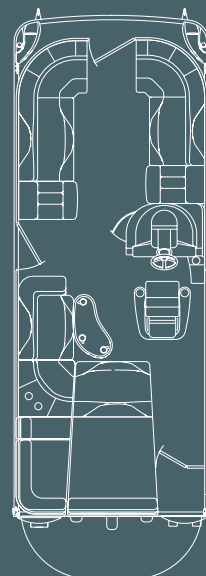
2575 RLX



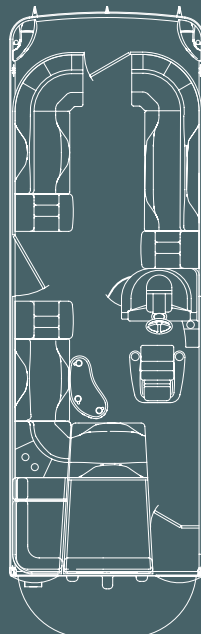
2875 RL



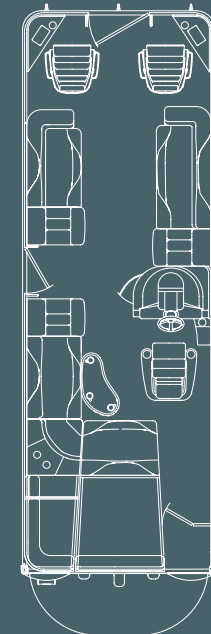
2875 RLX



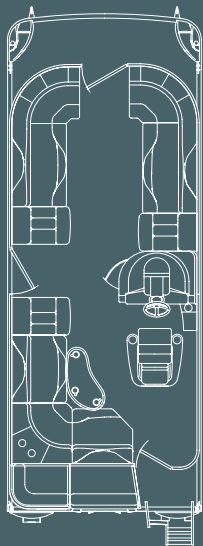
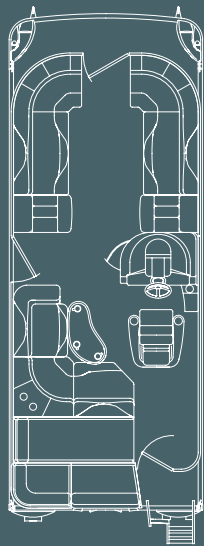
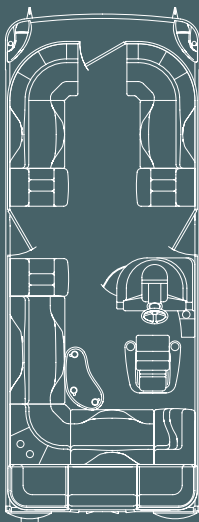
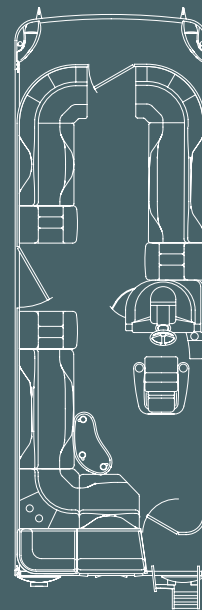
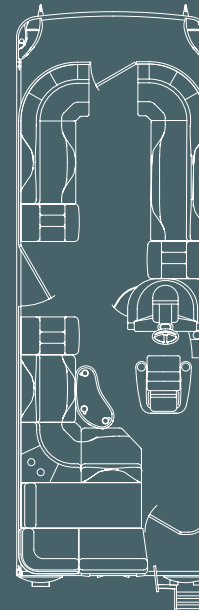
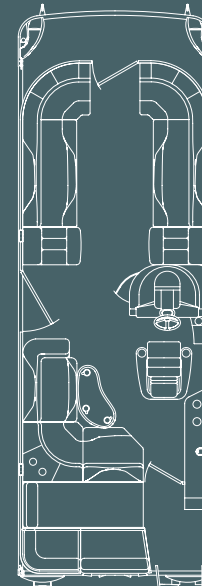
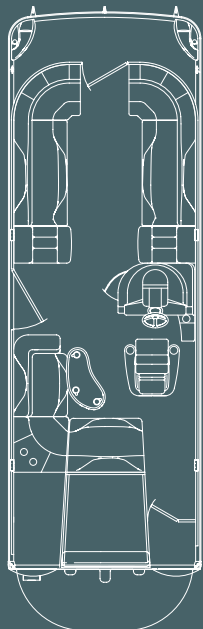
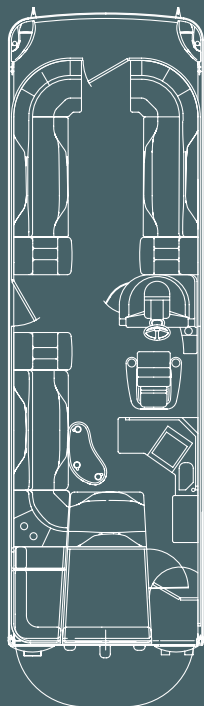
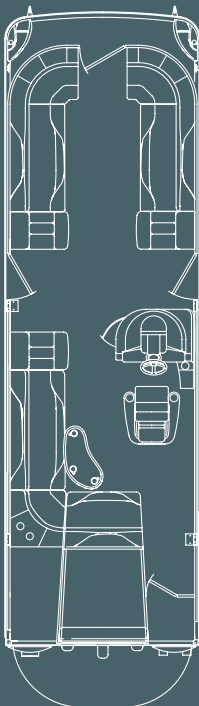
2275 RL I/O



2575 RL I/O



2575 RFS I/O

**2250 RL****2275 RL****2280 RL****2550 RL****2575 RL****2575 RLTD****2575 RLTD I/O****2875 RLX I/O****2875 RLTD I/O**

R SERIES

STANDARD FEATURES

9' Bimini Top with Boot
 6" Stainless Steel Cleats
 Flush Mount Docking Lights
 Heavy Duty Rub Rail
 Pontoon Skirting
 Stainless Steel Corner Castings
 28 oz. Infinity Carpet
 Deluxe Helm Chair with Cup Holders
 LED Mood Lighting
 2 Portable Cup Holders
 Under-Seat Storage Tray w/ Paper Towel Holder
 Upholstered Gate Panels w/ Pockets
 Waste Container in Chaise Lounge
 Alpine Stereo/CD Player
 Deluxe Steering Wheel
 Fog Resistant Gauges w/ Deutsch Connectors
 Including: Tachometer, Voltage, Trim, Fuel,
 Hour Meter and Speedometer
 Garmin Depth Finder
 Locking Glove Box
 One-Piece Fiberglass Console
 Side Access Storage w/ Soft Cooler
 Stainless Steel Cup Holder in Console

OPTIONAL FEATURES

12' Bimini Top *(not available on 20' models)*
 Playpen Cover w/ Drip Guard
 Bow Gate Seat *(not available on RFS or RFI models)*
 Inflatable Bow Sleeper Cushion w/ 12 Volt Pump
 Ottoman with Cooler
 In-Floor Storage
 Snap-In Carpet
 Sirius Satellite Radio
 Rockford Fosgate Audio System
 Rockford Fosgate Sub-woofer
 Garmin GPS
 Garmin GPS with Color Screen
 Adjustable Height Pedestal Helm Chair
 Lift-up Bolster in Helm Chair *(n/a - recliner)*
 Reclining Helm Chair w/ Adjustable Height Pedestal
 Lifting Strakes for 25" Tubes
 Rough Water Package
 Solid Aluminum Keel
 Pontoon Tube Protectant
 Ski Tow Bar
 Ski Tow Bar w/ Wake Board and Ski Rack
 25" XL Transom *(requires 3 tubes)*
 50 Gallon Center Tube Fuel Tank *(XL Transom Required)*

PACKAGES

Performance Package
 Performance Package Plus

F series

Merging fishing utility and Bennington comforts. Equipped with aerated live wells, a large fish station, specialized storage compartments and lowered rails for ease of casting. For those who would rather be fishing.







Live Well

22 gallon live well with splash baffle and removable bait bucket. Shown with optional upholstered cushions.

Tackle Box

3 removable trays
optional





▲ In-Floor Storage
optional



▲ Rod Storage
Vented and lockable
**Standard with LX equipment package.*

The Fish Station

For the serious fisherman or the recreational family, the Bennington Fish Station is absolutely essential. Conveniently located at the stern of the boat, the fish station is a multifunctional unit complete with aerated live well, filleting surface, vertical rod storage rack, 2 rod holders, 2 cup holders and deluxe bass seats.

Standard with LX equipment package.







▲ Garmin Fish Graph
standard

▲ F series Console

One-piece fiberglass unit with handsome wood grain dash insert and chrome ringed, fog resistant gauges.



▲ deluxe steering wheel
F and G series available option

▼ Replace the -75 series privacy enclosure with a stern bench for added sitting room.




F SERIES specifications

2006

	16' Boats	18' Boats	20' Boats	22' Boats
Pontoon Length	16'	18'	20'	22'
Deck Length	15'11"	17'11"	19'11"	21'11"
Deck Width	8'6"	8'6"	8'6"	8'6"
Pontoon Diameter	23"	23"	23"	25"
Pontoon Gauge	.080"	.080"	.080"	.080"
<i>With 23" Tubes</i>				
Max. HP	50 hp	60 hp	75 hp	-
Approx. Hull Weight	1373 lbs	1640 lbs	1720 lbs	-
Person Capacity	7/945 lbs	7/930 lbs	10/1370 lbs	-
<i>With 25" Tubes</i>				
Max. HP	-	60 hp	75 hp	115 hp
Approx. Hull Weight	-	1870 lbs	1900 lbs	2080 lbs
Person Capacity	-	9/1200 lbs	13/1800 lbs	14/1890 lbs
<i>With 3-25" Tubes</i>				
Max. HP	-	-	150 hp	150 hp
Approx. Hull Weight	-	-	2180 lbs	2410 lbs
Person Capacity	-	-	14/1950 lbs	14/2000 lbs

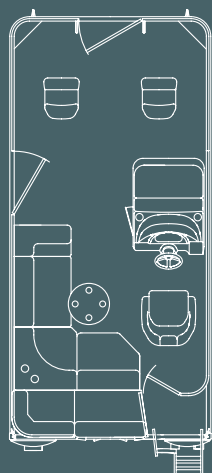
*Hull Weight excludes: engine, fuel, battery, water, cover and options


EVINRUDE
**HONDA
MARINE**
MERCURY
1 On The Water
**SUZUKI
MARINE**
**VOLVO
PENTA**

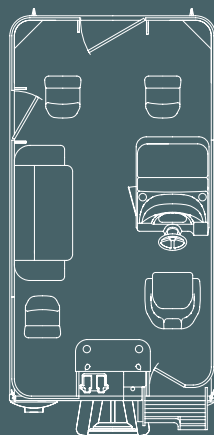
YAMAHA
When you want the best

F SERIES

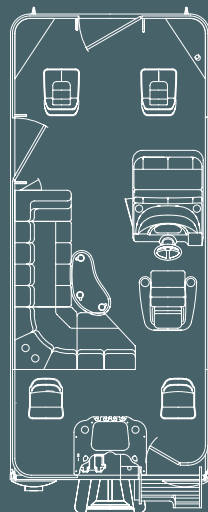
floorplans *LX Furniture Package Illustrated



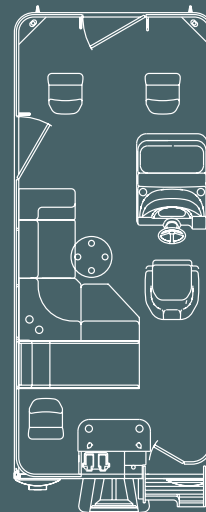
1850FS



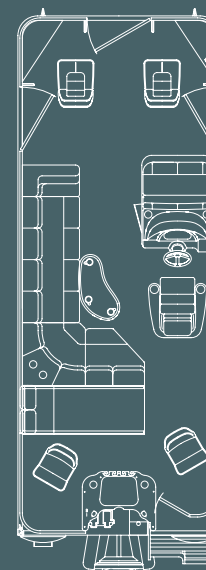
1650FSi



2050FSi*



2075FSi



2275FSi*

F SERIES

STANDARD FEATURES

- 9' Quick Release Bimini Top w/Boot
- 6" Stainless Steel Cleats
- Stainless Steel Corner Castings
- Suspended Transom (FSi)
- 22 oz. Infinity Carpet
- 31 Gallon Center Mounted Fuel Tank (FSi)
- 26 Gallon Center Mounted Fuel Tank (FS)
- Captain's Chair w/Slider and Swivel
- 36" One-Piece Fiberglass Console with Built-In Live Well
- Mahogany Console Panel
- CD Player
- In-Dash Garmin F85 Fish Graph
- Locking Storage Compartment

OPTIONAL FEATURES

- Full Length Pontoon Skirting
- Heavy Duty Rub Rail
- Playpen Cover w/Drip Guard
- 2 additional Speakers *(w/B2 Furniture)*
- Ottoman w/Cooler
- Portable Cup Holders
- Alpine CD/Radio
- Sirius Satellite Radio
- Deluxe Wood Grain Steering Wheel
- Adjustable Height Pedestal Helm Chair
- Lift-up Bolster in Helm Chair *(n/a-recliner)*
- Deluxe Helm Chair w/Cup Holders
- Reclining Helm Chair w/arms
- Hydraulic Steering
- Rough Water Package
- Solid Aluminum Keel
- Pontoon Tube Protectant
- Lifting Strakes for 25" tubes
- Ski Pylon (FSi)
- Ski Tow Bar (FS)

PACKAGES

- B2 Fisher Value Package
- LX Equipment Package
- B2 & LX Deluxe Equipment Packages
- Performance Package
- Performance Package Plus

Gseries

Life on the water just got easier. No matter how you want to use your pontoon, G series is more than capable to suit your active lifestyle.







▲ In-Floor Storage
optional



▲ Digital Depth Gauge
optional



▲ G Series Console
One-piece fiberglass unit with handsome wood grain dash insert and chrome ringed, fog resistant gauges.
**Shown with optional deluxe steering wheel*



▲ Super Sport Steering Wheel
On G series Super Sport models



▲ Super Sport console
One-piece fiberglass unit with aluminum finished dash insert and chrome ringed, fog resistant gauges.



2075 GL with Super Sport package



G SERIES specifications

2006

	16' Boats	18' Boats	20' Boats	22' Boats	25' Boats
Pontoon Length	16'	18'	20'	22'	25'
Deck Length	15'11"	17'11"	19'11"	21'11"	24'11"
Deck Width	8'6"	*8'6"	*8'6"	8'6"	8'6"
Pontoon Diameter	23"	23"	23"	25"	25"
Pontoon Gauge	.080"	.080"	.080"	.080"	.090"
<i>With 23" Tubes</i>					
Max. HP	50 hp	60 hp	95 hp	-	-
Approx. Hull Weight	1375 lbs	1640 lbs	1720 lbs	-	-
Person Capacity	7/945 lbs	7/930 lbs	9/1260 lbs	-	-
<i>With 25" Tubes</i>					
Max. HP	-	60 hp	100 hp	130 hp 115 hp w/extended transom	135 hp
Approx. Hull Weight	-	1870 lbs	1920 lbs	1960 lbs 2080 lbs w/extended transom	2220 lbs
Person Capacity	-	9/1200 lbs	13/1800 lbs	14/1890 lbs	17/2300 lbs
<i>With 3-25" Tubes</i>					
Max. HP	-	-	150 hp	150 hp	225 hp
Approx. Hull Weight	-	-	2180 lbs	2410 lbs	2620 lbs
Person Capacity	-	-	14/1950 lbs	14/2000 lbs	17/2400 lbs

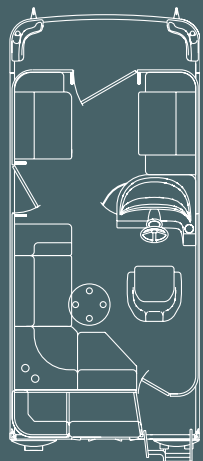
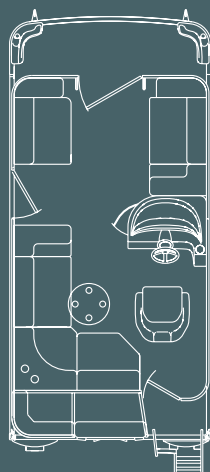
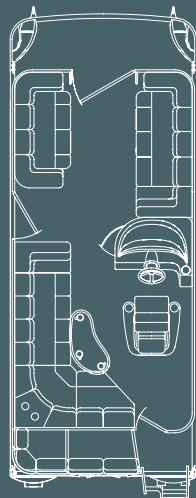
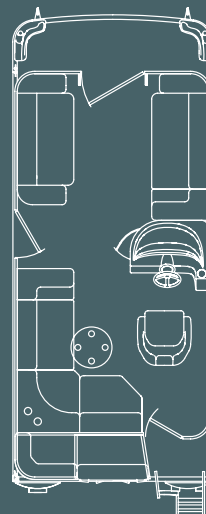
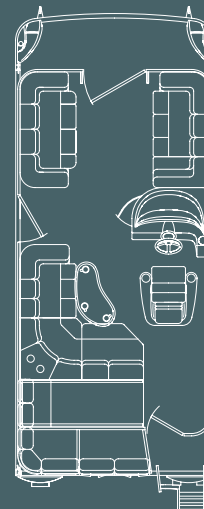
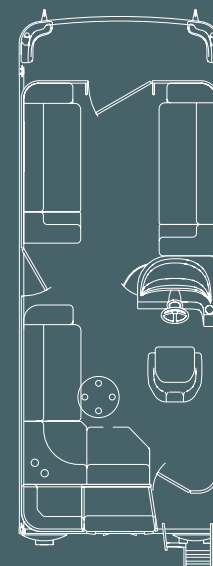
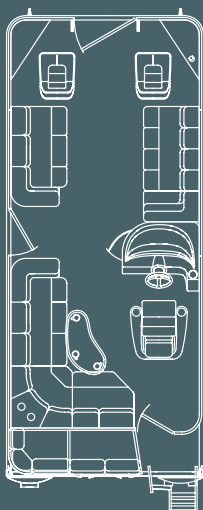
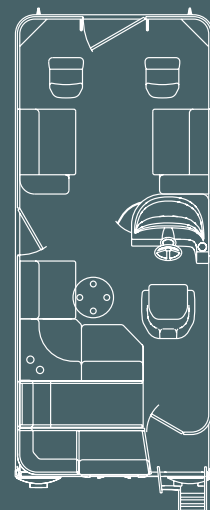
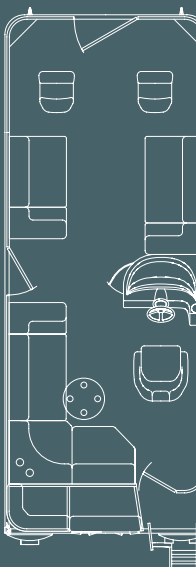
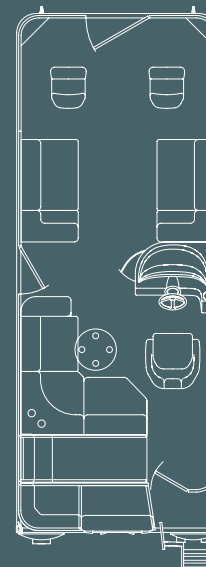
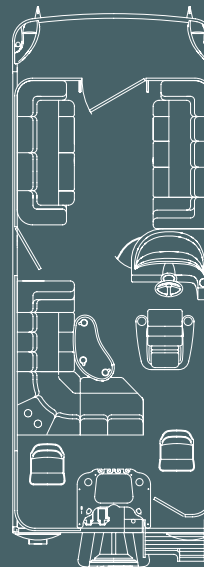
*8' Deck Width on 185 GL & 205 GL
Hull Weight excludes: engine, fuel, battery, water, cover and options

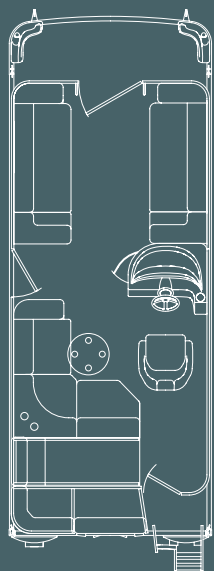
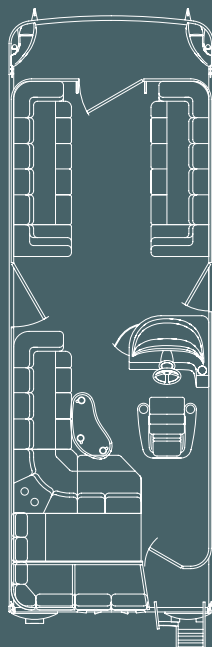
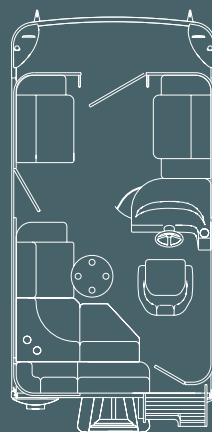
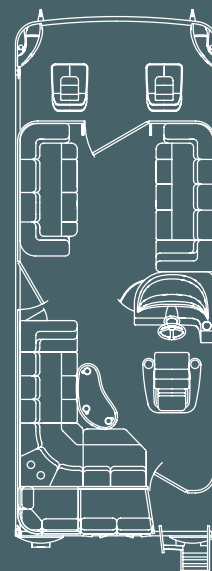
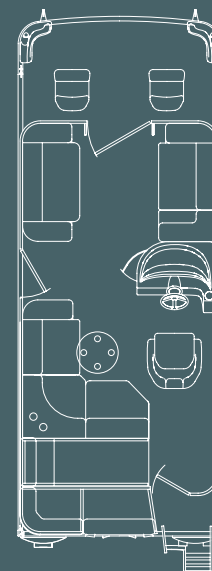
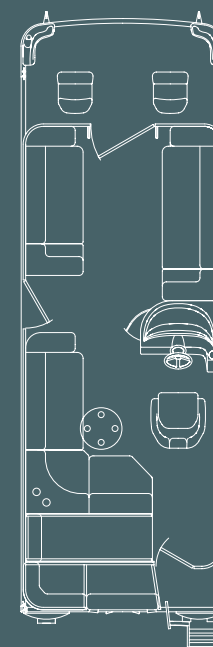


G SERIES

floorplans

**LX Furniture Package Illustrated*

**185GL****1850GL****205GL*****2050GL****2075GL*****2250GL****2050GS*****2075GS****2250GS****2275GS****2250GSi***

**2275GL****2575GL*****1650GLi****2250GE*****2275GE****2575GE**

G SERIES

STANDARD FEATURES

9' Quick Release Bimini w/Boot
 Captain's Chair w/Slider and Swivel
 22 oz. Infinity Carpet
 26 Gallon Fuel Tank w/Remote Fill *(n/a on 16' model)*
 6" Stainless Steel Cleats
 Stainless Steel Corner Castings
 40" One-Piece Fiberglass Console
 Console Door w/Lockable Storage and Soft Cooler
 Faria Fog Resistant Gauges w/Sealed Connectors
 Including: Tachometer, Voltage, Trim, Fuel and Hour Meter
 Dual CD Player
 Locking Glove Box

OPTIONAL FEATURES

Full Length Pontoon Skirting
 Heavy Duty Rub Rail
 Docking Lights
 Playpen Cover w/Drip Guard
 Inflatable Bow Sleeper Cushion w/12 Volt Pump
 Ottoman w/Cooler
 2 additional Speakers *(w/B2 Furniture)*
 2 Portable Cup Holders
 In-Floor Storage *(22' models and longer)*
 Snap-In Carpet
 Alpine CD/Radio
 Sirius Satellite Radio
 Deluxe Wood Steering Wheel
 Digital Depth Gauge
 Garmin Swivel Mounted Fish Graph
 Deluxe Helm Chair w/Cup Holders
 Reclining Helm Chair w/arms
 Adjustable Height Pedestal Helm Chair

Lift-up Bolster in Helm Chair *(n/a-recliner)*
 Rough Water Package
 Ski Tow Bar
 Ski Tow Bar w/Wake Board/Ski Rack
 Ski Pylon, retractable *(requires XL transom)*
 Lifting Strakes for 25" Tubes
 25" XL Transom *(requires 3 tube)*
 50 Gallon Center Mounted Fuel Tank *(XL Transom Required)*
 Pontoon Tube Protectant

PACKAGES

B2 Fisher Value Package
 LX Equipment Package
 B2 & LX Deluxe Equipment Packages
 Performance Package
 Performance Package Plus

Performance packages



2050 GL

Performance Package

It's time to get better performance out of your pontoon. It's time for the Bennington Performance Package. Why? With the added third 25' tube, Under-Deck Wave Shield, and hydraulic steering you'll begin to understand why. You'll have the freedom to go skiing, tubing, wake boarding, or get from one end of the lake to other in a hurry!

*Performance Package only available on 20' models and longer



◀ Performance Enhancers

Under-Deck Wave Shield

For smooth cruising performance at higher speeds, we recommend the aluminum under-deck wave shield. This eliminates the "surging" sensation by preventing water from hitting the cross channels. Included in all Performance Packages and is optional on all 18'-28' models.

Lifting Strakes

Lifting strakes are included on all Performance Package Plus boats, but are also available as an option on 25" diameter, two tube 20' and longer models. The lifting strakes are welded to both sides of each pontoon tube and provide additional lift for a faster running surface. For optimum performance, lifting strakes are only recommended with 135-hp engines and above on 25' models, 115-hp engines and above on 22' models, and 90-hp engines and above on 20' models.

Performance Package Plus

For ultimate performance, nothing compares to the Bennington Performance Package Plus. Is it the years of engineering dedicated to achieve the perfect weight balance of the boat, or finding the exact tube and lifting strake combination? Perhaps it is the stronger H-36 aluminum, or one of the many other innovative processes that go into building a Bennington Performance Package Plus pontoon? Well, just drive one and you'll have much more to talk about than answering these questions.

The Performance Package Plus is rigged with engines capable of 300-hp, and three 25" tubes, Lifting Strakes, Hydraulic Steering, an Under-Deck Wave Shield and increased fuel capacity on most models.

*Power assist hydraulic steering is available.



BENNINGTON BUILT

Some things deserve a closer look. We invite you to see what has proved Bennington pontoons to be the absolute best built pontoons in the industry. It's why we can offer a warranty like none other.



Bennington BUILT

Other pontoons



Channel s

Built by Bennington to be the strongest, most quiet frame ever. Bennington uses 3" tall, 1/4" thick cross channels the entire length of the pontoon. These heavy-duty cross channels are 2 times as thick as those used by most of our competitors. Our cross channels were designed to handle today's heavier, larger horsepower engines and are the main reason Bennington boats provide a solid, smooth ride.

Pontoons

Made of H-36 aluminum, 25% harder than the H-32 aluminum used by others. H-36 is more dent resistant, less prone to flex and provides maximum strength without added weight.



Ny-Lock Elevator Bolts

Stainless steel elevator bolts with Ny-Lock nuts are used to secure the deck to the cross channels. They're stronger and have more holding power than the self-tapping screws many others are using.



Rail Spacers

1/4" rail spacers between the deck and rail allows water to easily drain off the deck. The added ventilation helps reduce the growth of mold and mildew when your boat is covered.



Rattle-Free Rails

A special sealing tape along the perimeter of all Bennington rail panels ensures a quiet, rattle-free ride.



Gate Hinge

Bennington uses full length, one-piece stainless steel piano-type gate hinges to prevent binding.


Bennington
BUILT



Other
pontoon


Rails

Bennington rails are welded before anodizing, not after. The result is a stronger, smoother weld that will not discolor from oxidation. Also, we weld on all four sides not just two, wherever possible. Our thicker rails are anchored to the frame (not the wood deck) wherever possible. Finally, our inside rail supports are solid, rather than hollow, for a stiff rail system.



Bow Eye

Durable aluminum extruded bow eyes are beveled at the edges. These smooth radius edges prevent chaffing and snagging of dock lines.



Pressure-tested Pontoons

Each individual chamber is pressure tested twice to insure a water-tight, leak-free tube.



Full-Length Keels

Full length keels and our optional solid aluminum keels strengthen the tubes, improve tracking, and provide extra protection from shallow water damage when beaching or docking your boat.



Pontoons

Bennington uses round tubes because they are stronger, lighter and provide more buoyancy than smaller diameter U-shaped tubes. Every Bennington tube contains 3 or more separate, completely sealed flotation chambers with fully welded bulkheads and are backed with a lifetime warranty against leaks.



M-Deck Brackets

Bennington's extruded deck brackets are thicker and stronger than thin sheet aluminum brackets. We have 4 points of contact on the top and sides of the tube which helps to evenly distribute the frame weight. By spacing our deck brackets about 10" wider than our competitors - we are able to greatly reduce the amount of twist the deck can experience. The stern deck brackets are welded over the end cap which is the strongest part of the tube.

BENNINGTON features

There are many unique features that set Bennington pontoons apart from the competition. That is why Bennington has the highest customer satisfaction rating in the business. We revolutionized the pontoon industry with plush upholstery, comfortable chaise lounges, roomy interiors and unique floorplans. Award-winning fit and finish also contribute to customer satisfaction. Experience the Bennington way . . . you'll be glad you did.



B2 Furniture and Equipment

Two Levels of Comfort

New for 2006, Bennington F and G series boats allow you to choose from two levels of comfort. The B2 furniture package is standard equipment on both series of boats. If you crave finer appointments like ultra comfort seating, 28oz. carpet, a deluxe helm chair with cup holders, and Alpine CD player with 4 speakers; than the LX furniture package is just what you need.

Quick Release Bimini Top

The simple yet extremely stiff structure of the Bennington bimini top allows us to back it with a lifetime warranty. Not only is the bimini top strong, but also it is easy to use and requires no tools. With our patented Quick-Release system, it takes seconds to raise and lower the top. The Quick-Release connection has also eliminated all rattle.

(A) Quick-Release on bimini frame

*Patented

(B) Quick-Release on bimini strut

*Patented



B2 Helm Chair

Available with bolster and adjustable height



▲ Sirius Satellite Radio

Clear radio anywhere you go



▲ Snap-In Carpet

Soft, durable, all weather 28oz. carpet with AquaTrac backing



▲ Alpine Stereo/CD



◀ Wiring

Every Bennington pontoon has a main wiring harness specifically designed for that model. Each harness, even those hidden from view, feature marine grade, waterproof Deutsch connectors.



◀ Docking Lights

Sleek docking lights combine beauty and function.



◀ Corner Castings

Our stainless steel stern corner castings and 6" stainless steel cleats are three times stronger than aluminum and the polished finish will not pit, corrode or discolor.



▲ Rigging Components

We pre-rig our boats with nothing but OEM components from engine suppliers. We use the best binnacle controls and wiring harnesses available. Teleflex Extreme control cables, or equivalent, provide for smooth throttle and shift operation. A Teleflex 4:2 ratio helm makes steering effortless. Fog resistant gauges help minimize moisture build-up. And, of course, all components carry our 5 year warranty.

▶ Our seat frames have contoured, reinforced supports ① in the back and seat to hold you gently while a water-tracking system and drain holes ② keep the under-seat storage dry and clean.



▲ Exclusive Bennington Furniture

When the furniture bar was raised in the pontoon industry—we raised it. We continue our legacy with the 2006 line-up.

Our exclusive upholstery looks as good as it feels, and that is no accident. It is because we have invested in features like high density, multi-compression foam, one piece roto-cast molded seat frames, and premium grade vinyl that is soft and resistant to mold and mildew. 5 year warranty comes standard.



▲-75 G&F series



▲-75 R series Double Hoop



▲-50 series Rail Mount

◀ Privacy Enclosures

Bennington ingenuity is seen here in our multi-functional privacy enclosures. We put hours of research and development into these unique areas so that they are concealed, easy to open, spacious and well built. Some privacy enclosures double as seating, storage or even a comfortable sunbathing platform.

BENNINGTON

options & accessories



1



4



7



10



2



5



8



11



3



6



9



12

1. In-floor storage

2. Ski tow bar

3. Bimini top traveling struts

4. Under seat live well

5. Wake board tower (*select R & G models*)

6. Full camper enclosure

7. Upholstered gate panel w/pocket

8. Playpen cover mesh storage bag

9. 3/4 camper enclosure

**Only available on 2275 FSi*

10. 54" stern galley

11. Stern wash down system

12. 1/2 camper enclosure



13



16



19



22



14



17



20



23



15



18



21



24

13. Rail mount kettle grill

14. Inflatable bow filler cushion

15. Furniture covers

16. Portable Ottoman with cooler

17. Reclining helm chair with
adjustable height pedestal

18. Playpen cover

19. Slide-top refreshment table

20. Helm chair w/cup holders and
bolster (*LX furniture package*)

21. Bimini top sunscreen

22. Deck mount flag

23. Double helm chair

24. Double bimini top



2575 RFI with Super Sport package

COLORS & TRIM

EXTERIOR AND INTERIOR COLORS

CLASSIC COLORS



charcoal/taupe
on cream



cobalt/taupe
on cream



wineberry/taupe
on cream



hunter/taupe
on cream

SAHARA COLORS



mesa taupe/taupe
on cream




sante fe/taupe
on cream



colorado/taupe
on cream

SUPER SPORT COLORS



electric blue/
metallic silver
on white pearlescent



ragin' red/
metallic silver
on white pearlescent



vibrant yellow/
metallic silver
on white pearlescent

HELM TRIM



aluminum
*Super Sport models only



mahogany




birdseye maple
*available on R series only

CARPET




boca raton



sage

Your Local Bennington Dealer



www.benningtonmarine.com

52791 County Road 113, Elkhart, Indiana 46514 PHONE(574)264-6336 FAX(574)266-1820

Printed in the U.S.A. ©2005 Bennington Marine, LLC. All specifications, features, equipment, technical data, performance figures, options, and color and trim in this brochure are based on the latest information available at the time of publication. Bennington Marine reserves the right to make changes at any time, without notice. Some pontoons may be shown with optional equipment available at additional costs. Bennington Marine reminds you to boat responsibly, observe boating laws and use approved personal floatation devices. **For more information, call 574-264-6336 or contact your Bennington dealer. Please visit benningtonmarine.com to find a dealer in your area.**

#B009 R120K (11/05,CB)